



**QUA**  
GRANITE



Q U A R T Z  
A Q U A  
Q U A L I T Y

Q U A R T Z C R Y S T A L S . . .  
A G R A N I T E D E R I V E D  
F R O M H A R M O N Y O F  
W A T E R P O W E R A N D  
U N I Q U E Q U A L I T Y . . .

ARDEZYA .....	105
ARK .....	153
ARMADA .....	147
ARTWORK .....	149
BAVARIA .....	108
BAZALT .....	111
BENELUX .....	115
BIANCO RIVER .....	9
BLUE JEANS .....	11
CALACATTA .....	13
CALACATTA GOLDIE .....	15
CALACATTA OCEAN .....	17
CANYON .....	19
CHOICE .....	159
CIPOLLINO .....	119
CROWN .....	23
DAKOTA .....	123
DEEPSTONE .....	25
DESERTO .....	27
ESPINA .....	31
FANTASY .....	33
FIO DI BOSCO .....	35
FOREST .....	185
FUEGO .....	37
GAZELLE .....	39
IMPERIAL .....	41
LAPIS .....	127
LENA .....	43
LUNA .....	163
MAIORCA .....	45
MARFIL ROSSO .....	49
MARJINAL .....	205
MAVI BLUE .....	129
MELLOW GOLD .....	51
MISTY .....	53
MOOD .....	55
OLDWOOD .....	191
OMNIA .....	59
PALLISANDRO .....	63
PANDA .....	65
PAONAZZO .....	67
PEARL .....	69
PIZARRA .....	71
PLATO .....	130
PULPIS .....	73
RAMO MISTO .....	77
RASA .....	133
ROZETTA .....	79
SILVER BEACH .....	137
SOMBRA .....	81
SPACE .....	85
SPRING .....	89
STARK .....	171
STATUARIO .....	91
STREET .....	179
SUN ONYX .....	93
TERRAZZO .....	139
TIBERWOOD .....	195
TOKYO .....	97
TRAVERTINE .....	143
TROPE .....	95
VENUS .....	101

## SIZE INDEX

### 30x60 - 11,8x23,6"

ARDEZYA	105
ARK	153
ARMADA	147
BAZALT	111
BENELUX	115
BIANCO RIVER	9
CALACATTA	13
CANYON	19
DAKOTA	123
LUNA	163
MARFIL ROSSO	49
MARJINAL	205
MOOD	55
OMNIA	59
PEARL	69
PULPIS	73
RAMO MISTO	77
STARK	171
TROPE	95

### 30x60x2 - 11,8x23,6x0,8"

ARDEZYA	105
BAZALT	111
DAKOTA	123
LUNA	163
STARK	171

### 30x120 - 11,8x47,2"

ARK	153
BIANCO RIVER	9
BLUE JEANS	11
CALACATTA	13
CANYON	19
CHOICE	159
CIPOLLINO	119
CROWN	23
DEEPSTONE	25
DESERTO	27
ESPINA	31
FOREST	185
FUEGO	37
GAZELLE	39
IMPERIAL	41
LAPIS	127
LENA	43
LUNA	163
MAIORCA	45
MARFIL ROSSO	49
MARJINAL	205
MISTY	53
MOOD	55
OLDWOOD	191
OMNIA	59
PANDA	65
PAONAZZO	67
PEARL	69
PIZARRA	71
PULPIS	73
RAMO MISTO	77
ROZETTA	79
SOMBRA	81
SPACE	85
SPRING	89
STATUARIO	91
SUN ONYX	93
TIBERWOOD	195
TOKYO	97
TROPE	95
VENUS	101

### 30x120x2 - 11,8x47,2x0,8"

ARK	153
BAZALT	113
FOREST	185
LUNA	166
TIBERWOOD	195

### 60x60 - 23,6x23,6"

ARDEZYA	105
ARK	153
ARMADA	147
BAZALT	111
BENELUX	115
BIANCO RIVER	9
CALACATTA	13
CANYON	19
DAKOTA	123
LUNA	163
MARFIL ROSSO	49
MARJINAL	205
MAVÍ BLUE	129
MOOD	55
OMNIA	59
PEARL	69
PULPIS	73
RAMO MISTO	77
STARK	171
STATUARIO	91
TERRAZZO	141
TRAVERTINE	143
TROPE	95

### 60x60x2 - 23,6x23,6x0,8"

ARDEZYA	105
ARK	153
BAVARIA	109
BAZALT	111
BENELUX	115
DAKOTA	123
LUNA	163
MAVÍ BLUE	129
RASA	133
SILVER BEACH	137
STARK	171
STREET	179
TERRAZZO	139
TRAVERTINE	143

### 60x90x2 - 23,6x35,4x0,8"

BAZALT	111
BENELUX	115
DAKOTA	123
PLATO	130
RASA	133
STREET	179

### 60x120x2 - 23,6x47,2x0,8"

ARK	153
BAVARIA	108
BAZALT	113
LUNA	163

### 14x120 - 5,5x47,2"

FOREST	185
OLDWOOD	191
TIBERWOOD	195

### 60x120 - 23,6x47,2"

ARK	153
ARMADA	147
ARTWORK	149
BIANCO RIVER	9
BLUE JEANS	11
CALACATTA	13
CALACATTA GOLDIE	15
CALACATTA OCEAN	17
CANYON	19
CHOICE	159
CIPOLLINO	119
CROWN	23
DEEPSTONE	25
DESERTO	27
ESPINA	31
FANTASY	33
FIO DI BOSCO	35
FUEGO	37
GAZELLE	39
IMPERIAL	41
LAPIS	127
LENA	43
LUNA	163
MAIORCA	45
MARFIL ROSSO	49
MARJINAL	205
MELLOW GOLD	51
MISTY	53
MOOD	55
OMNIA	59
PALLISANDRO	63
PANDA	65
PAONAZZO	67
PEARL	69
PIZARRA	71
PULPIS	73
RAMO MISTO	77
ROZETTA	79
SOMBRA	81
SPACE	85
SPRING	89
STARK	171
STATUARIO	91
SUN ONYX	93
TERRAZZO	141
TROPE	95
TOKYO	97
VENUS	101

### 45x90x2 - 17,71x35,43x0,8"

ARDEZYA	105
TRAVERTINE	143

### 120x120 - 47,2x47,2"

CALACATTA GOLDIE	15
CALACATTA OCEAN	17
FANTASY	33
FIO DI BOSCO	35
MARFIL ROSSO	49
PALLISANDRO	63
PAONAZZO	67

### 100x100 - 23,6x47,2"

ARK	153
MOOD	55
PULPIS	73
STATUARIO	91

## MARBLE

BIANCO RIVER	9
BLUE JEANS	11
CALACATTA	13
CALACATTA GOLDIE	15
CALACATTA OCEAN	17
CANYON	19
CROWN	23
DEEPSTONE	25
DESERTO	27
ESPINA	31
FANTASY	33
FIO DI BOSCO	35
FUEGO	37
GAZELLE	39
IMPERIAL	41
LENA	43
MAIORCA	45
MARFIL ROSSO	49
MELLOW GOLD	51
MISTY	53
MOOD	55
OMNIA	59
PALLISANDRO	63
PANDA	65
PAONAZZO	67
PEARL	69
PIZARRA	71
PULPIS	73
RAMO MISTO	77
ROZETTA	79
SOMBRA	81
SPACE	85
SPRING	89
STATUARIO	91
SUN ONYX	93
TROPE	95
TOKYO	97
VENUS	101

## STONE

ARDEZYA	105
ARMADA	147
ARTWORK	149
BAVARIA	108
BAZALT	111
BENELUX	115
CIPOLLINO	119
DAKOTA	123
LAPIS	127
MAVÍ BLUE	129
PLATO	130
RASA	133
SILVER BEACH	137
TERRAZZO	139
TRAVERTINE	143

## SERIES INDEX

### CONCRETE

ARK	153
CHOICE	159
LUNA	163
STARK	171
STREET	179

### WOOD

FOREST	185
OLDWOOD	191
TIBERWOOD	195

### MONOCHROME

MARJINAL	205
----------	-----

### 20 MM

ARDEZYA	105
ARK	153
BAVARIA	108
BAZALT	111
BENELUX	115
DAKOTA	123
FOREST	185
LUNA	163
MAVÍ BLUE	129
PLATO	130
RASA	133
SILVER BEACH	137
STARK	171
STREET	179
TERRAZZO	139
TIBERWOOD	195
TRAVERTINE	143

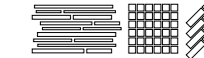


**MARBLE**

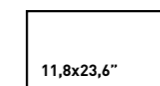
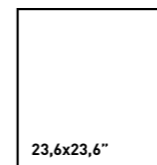



## BIANCO RIVER

MOSAICS



### PRODUCT SIZES

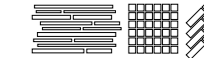


### PRODUCT FACES






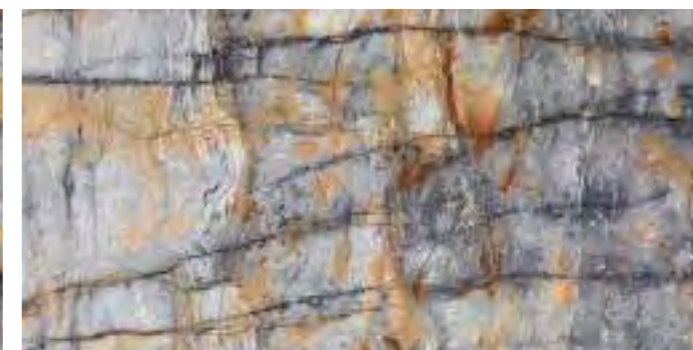

**BLUE JEANS**



**PRODUCT SIZES**

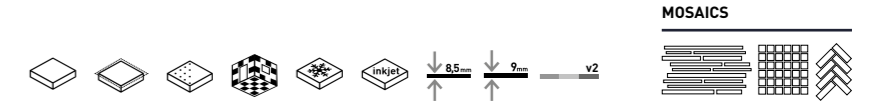


**PRODUCT FACES**

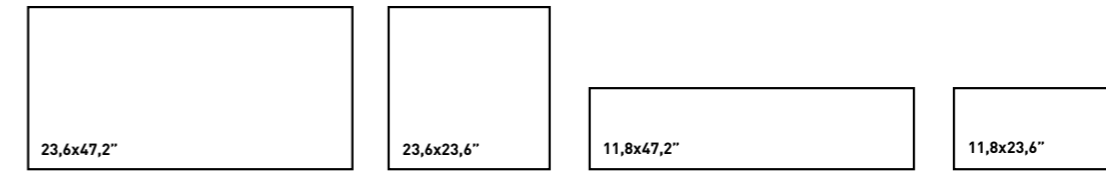




**CALACATTA**



**PRODUCT SIZES**



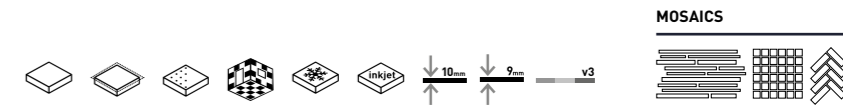
**PRODUCT FACES**












## CALACATTA GOLDIE



### PRODUCT SIZES

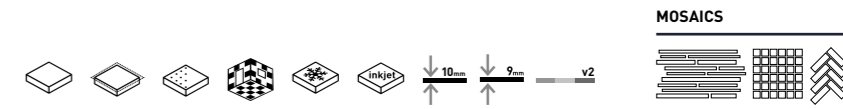


### PRODUCT FACES










**CALACATTA OCEAN**



**PRODUCT SIZES**

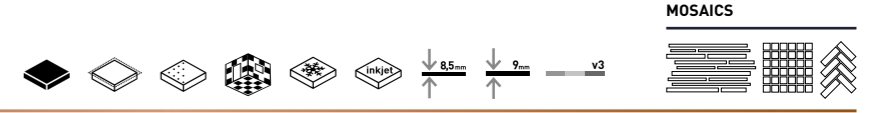


**PRODUCT FACES**



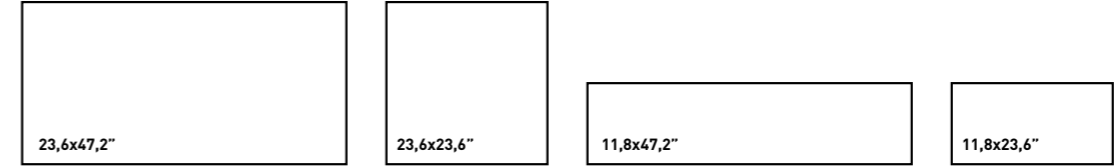


**CANYON GRIGIO**



MOSAICS

**PRODUCT SIZES**

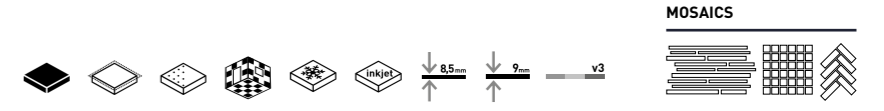


**PRODUCT FACES**











## CANYON ORO



### PRODUCT SIZES

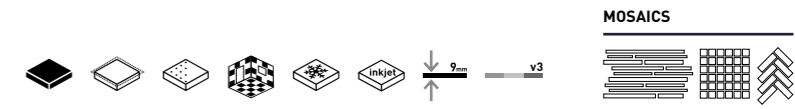


### PRODUCT FACES







**CROWN**



**PRODUCT SIZES**



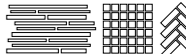
**PRODUCT FACES**




**DECOR**




**DEEPSTONE**



**PRODUCT SIZES**

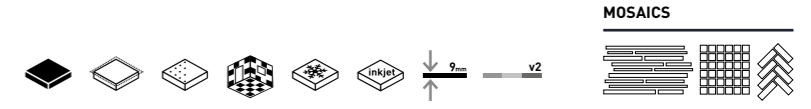


**PRODUCT FACES**






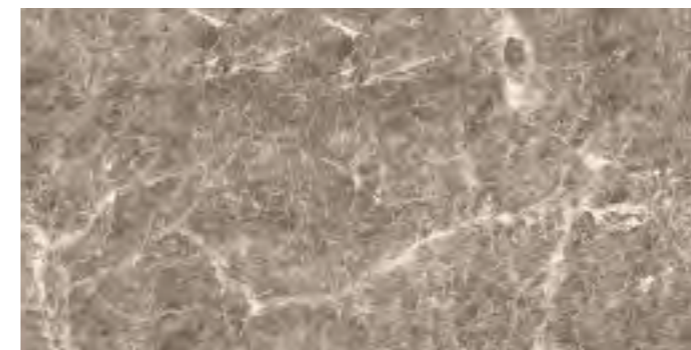
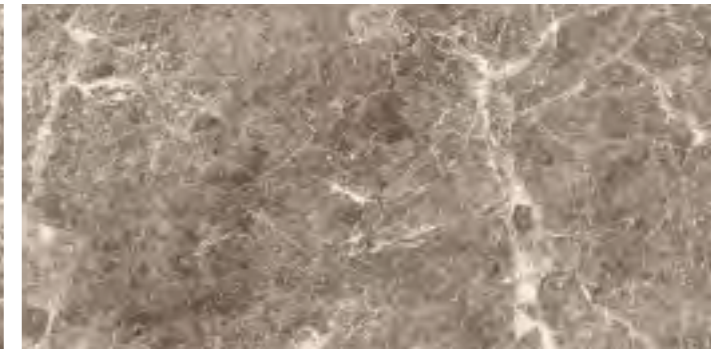

## DESERTO BROWN




### PRODUCT SIZES

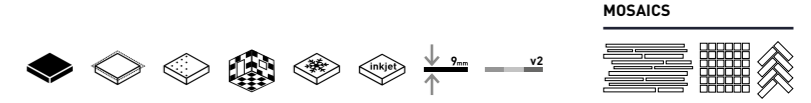


### PRODUCT FACES







**DESERTO  
ANTHRACITE**



**PRODUCT SIZES**



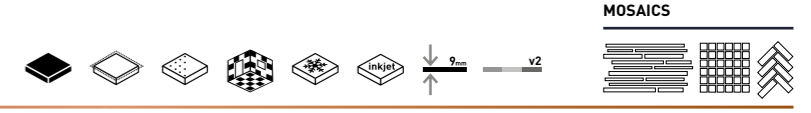
**PRODUCT FACES**










## ESPINA



### PRODUCT SIZES

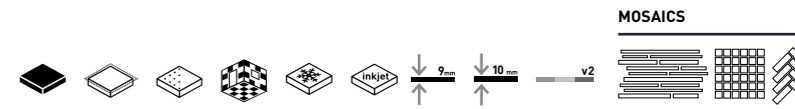


### PRODUCT FACES







## FANTASY



### PRODUCT SIZES






47,2x47,2"



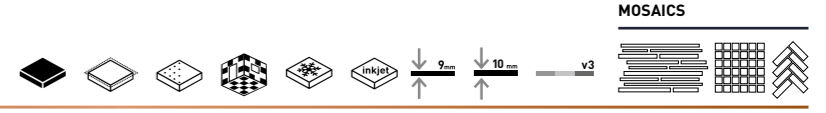
23,6x47,2"

### PRODUCT FACES









**FIO DI BOSCO**



**PRODUCT SIZES**

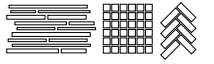


**PRODUCT FACES**






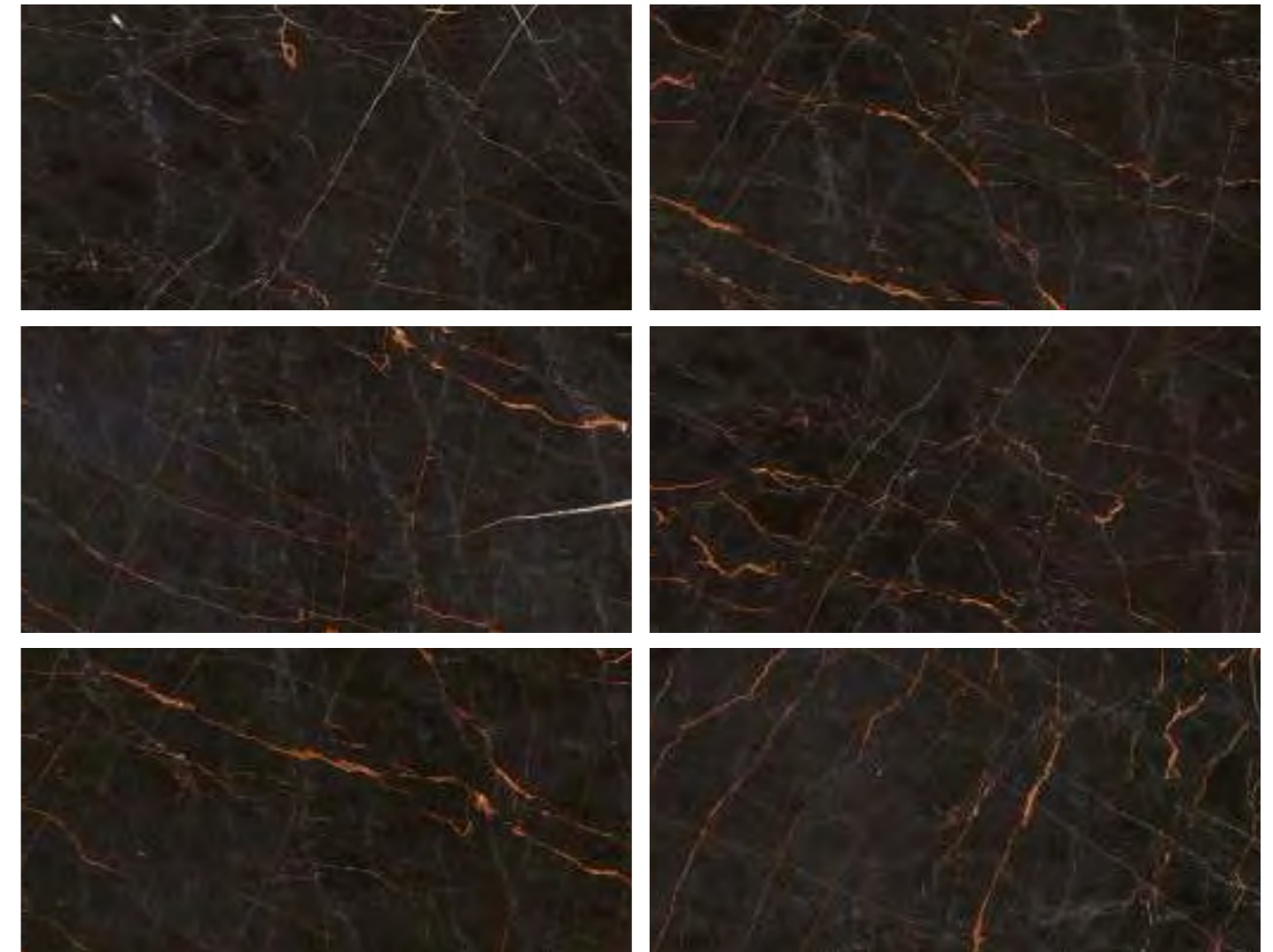
**FUEGO**



**PRODUCT SIZES**



**PRODUCT FACES**






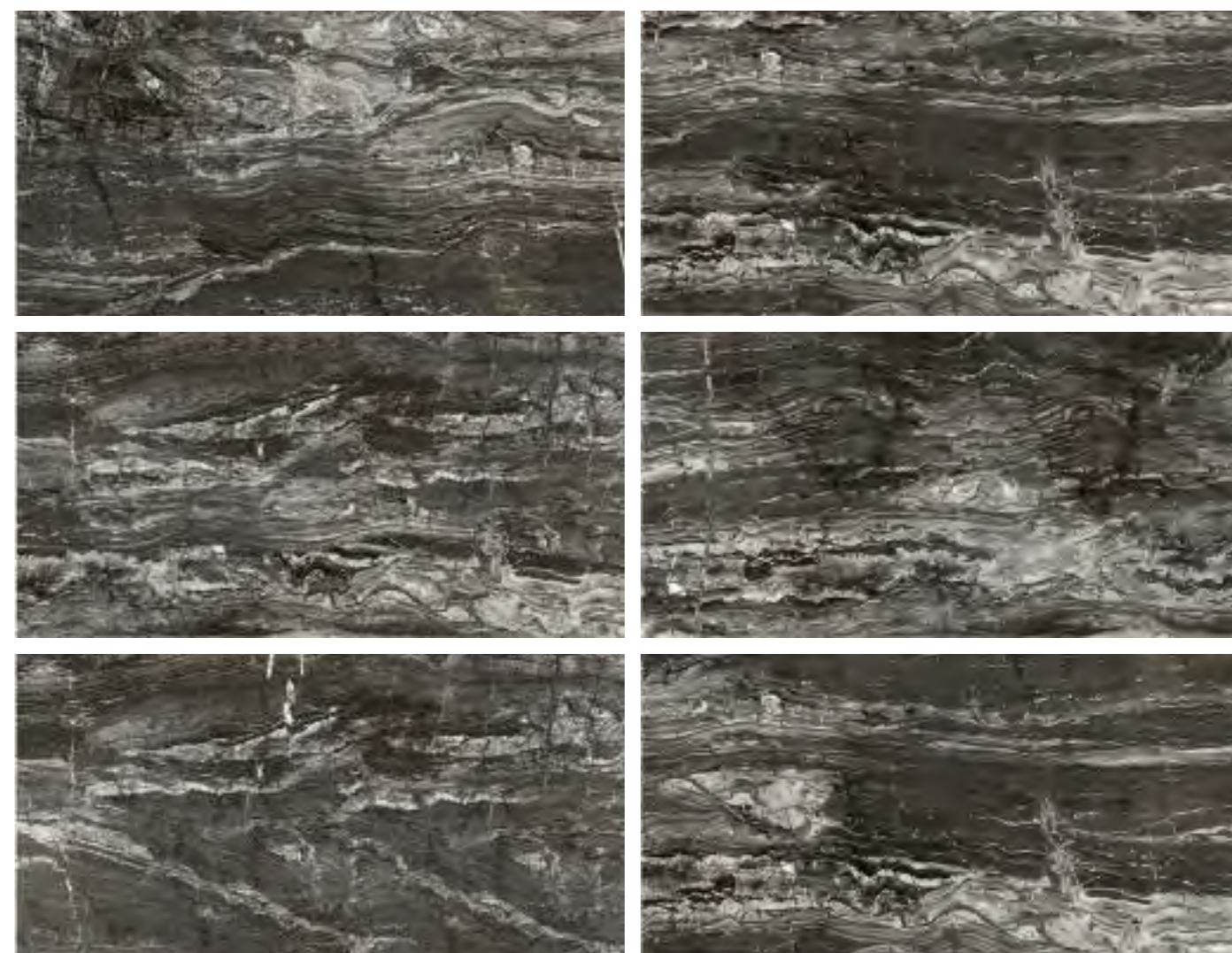
**GAZELLE**



**PRODUCT SIZES**

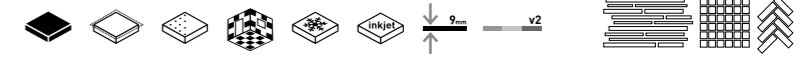


**PRODUCT FACES**








**IMPERIAL**



**PRODUCT SIZES**

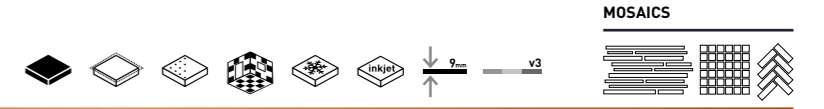


**PRODUCT FACES**






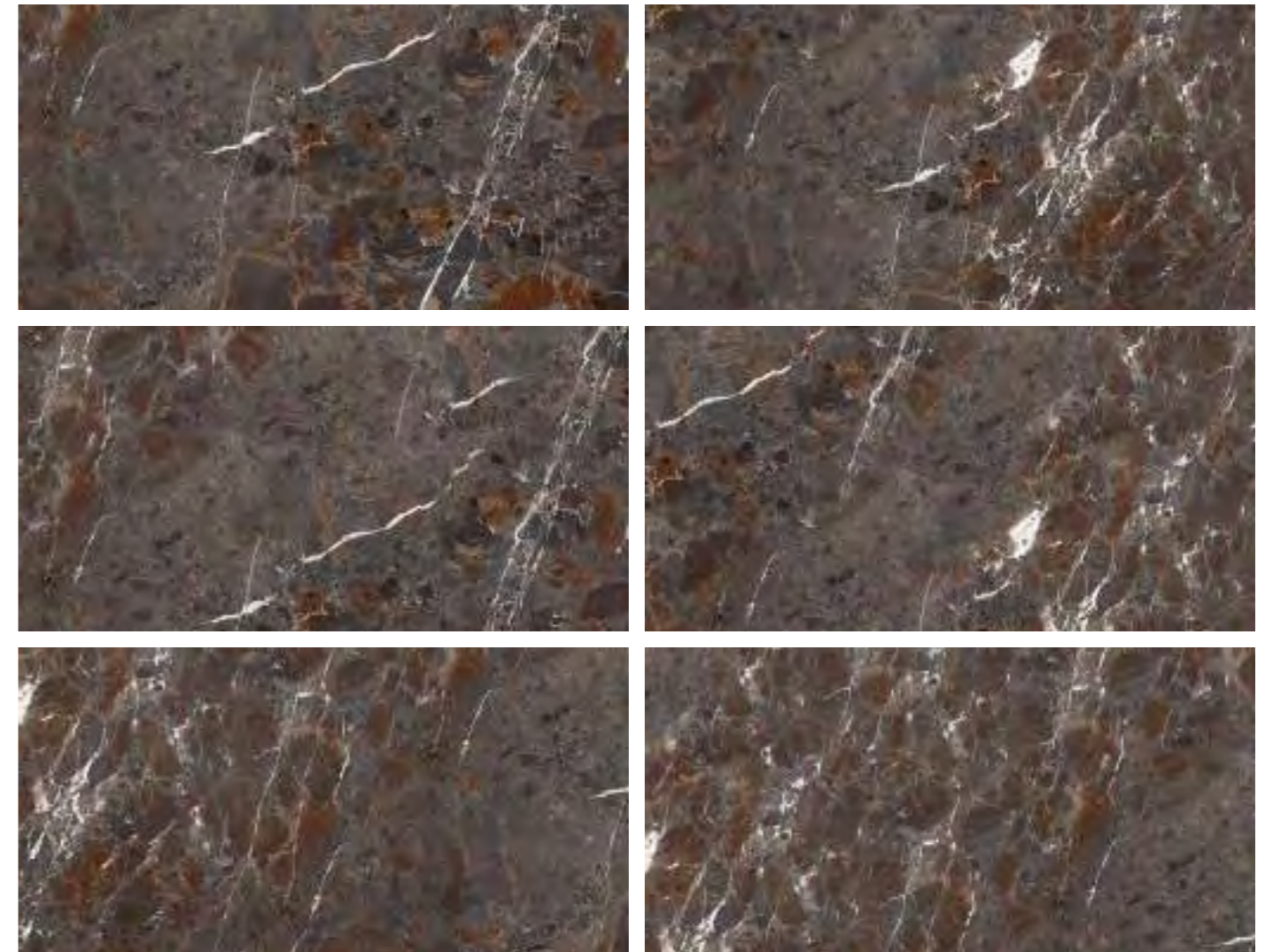
# LENA



## PRODUCT SIZES

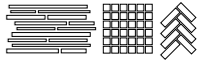


## PRODUCT FACES







## MAIORCA GRIS



### PRODUCT SIZES



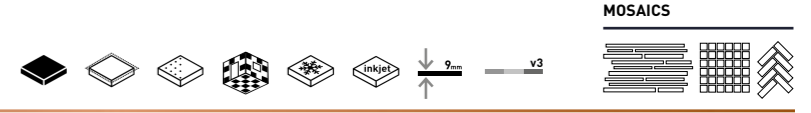
### PRODUCT FACES










## MAIORCA BLUE



### PRODUCT SIZES

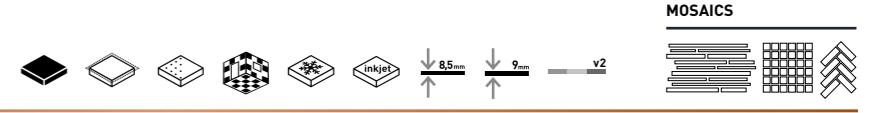


### PRODUCT FACES

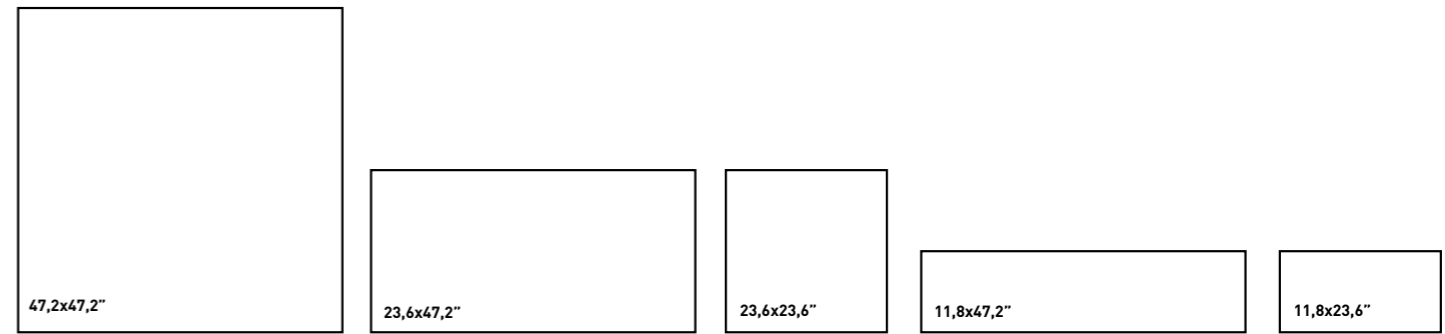




## MARFIL ROSSO



### PRODUCT SIZES

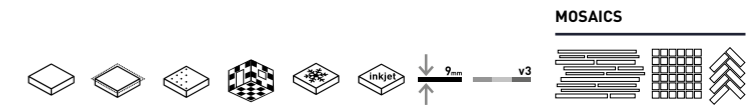


### PRODUCT FACES






## MELLOW GOLD



### PRODUCT SIZES

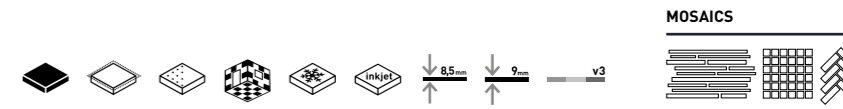


### PRODUCT FACES






## MISTY



### PRODUCT SIZES



### PRODUCT FACES


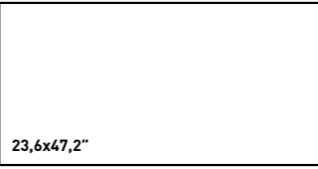
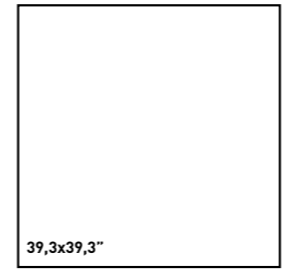




## MOOD GREY



### PRODUCT SIZES

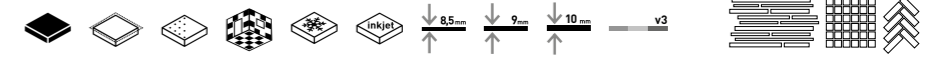


### PRODUCT FACES





**MOOD IVORY**



**PRODUCT SIZES**

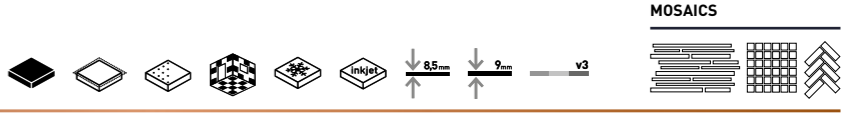


**PRODUCT FACES**

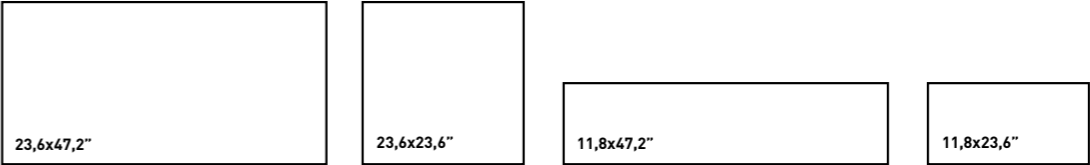





**OMNIA BROWN**



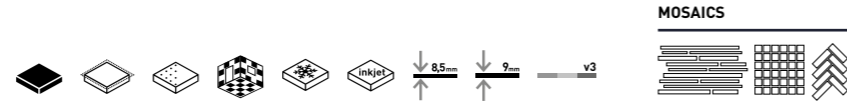
**PRODUCT SIZES**



**PRODUCT FACES**



# OMNIA BEIGE



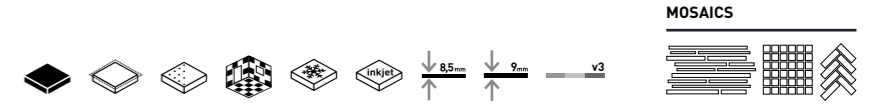
## PRODUCT SIZES



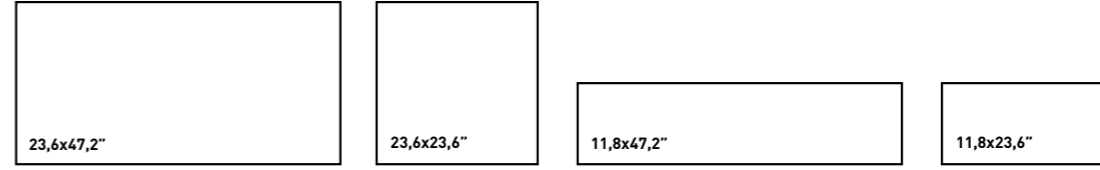
## PRODUCT FACES



# OMNIA GREY



## PRODUCT SIZES



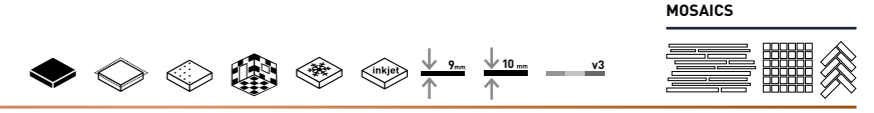
## PRODUCT FACES











## PALLISANDRO



### PRODUCT SIZES



### PRODUCT FACES







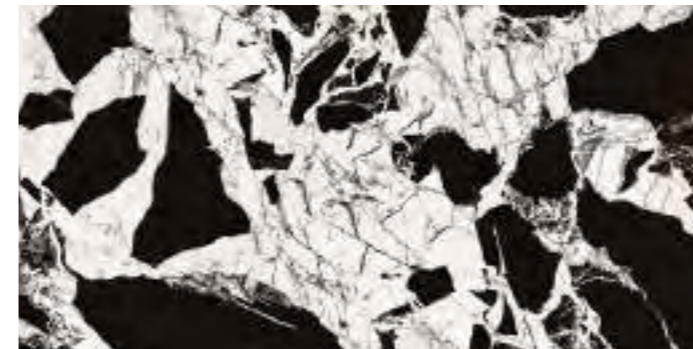
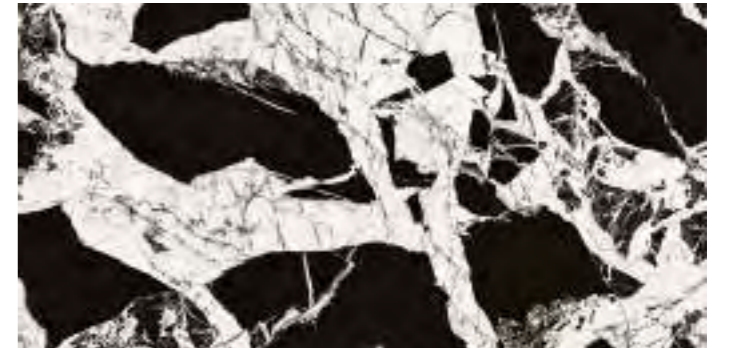

**PANDA**



**PRODUCT SIZES**

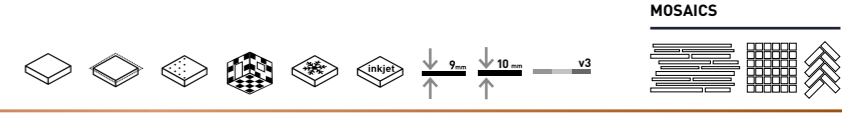


**PRODUCT FACES**







## PAONAZZO



### PRODUCT SIZES



### PRODUCT FACES

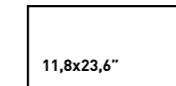








**PEARL**



**PRODUCT SIZES**

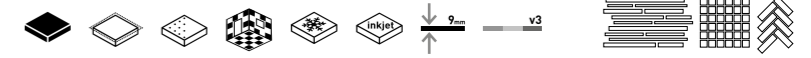


**PRODUCT FACES**








# PIZARRA



## PRODUCT SIZES



## PRODUCT FACES

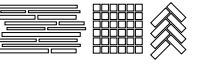




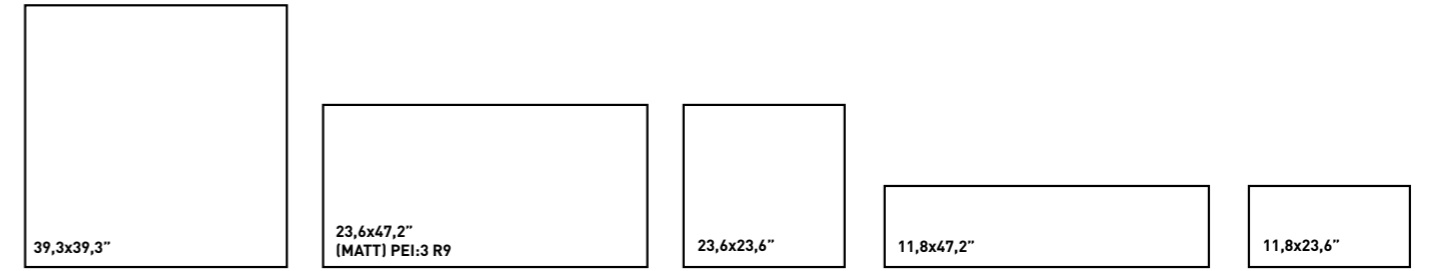
**PULPIS NERO**




MOSAICS



**PRODUCT SIZES**



**PRODUCT FACES**





**PULPIS GREY**



**PRODUCT SIZES**

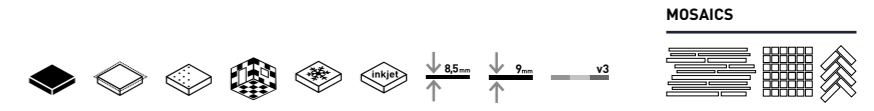


**PRODUCT FACES**



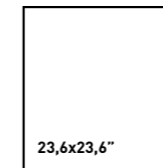






## RAMO MISTO



### PRODUCT SIZES



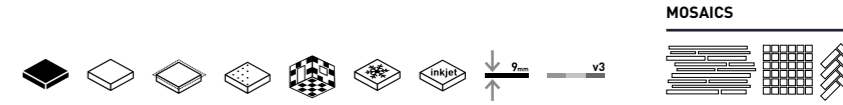
### PRODUCT FACES









## ROZETTA



### PRODUCT SIZES




23,6x47,2"



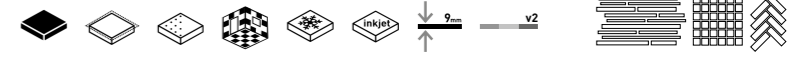
11,8x47,2"

### PRODUCT FACES






## SOMBRA TAUPE



### PRODUCT SIZES

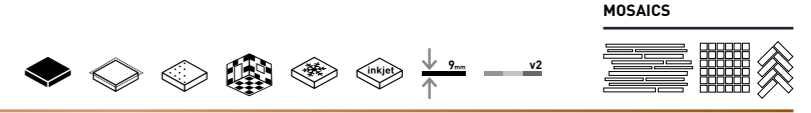


### PRODUCT FACES






## SOMBRA BLACK



### PRODUCT SIZES

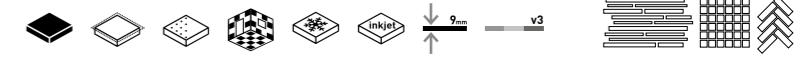


### PRODUCT FACES







**SPACE BROWN**



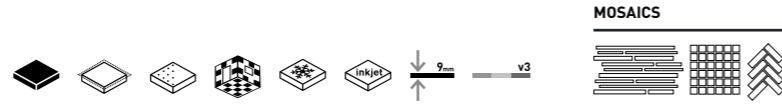
**PRODUCT SIZES**




**PRODUCT FACES**




# SPACE ANTHRACITE



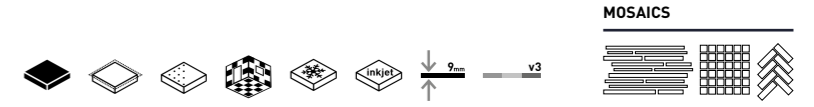
## PRODUCT SIZES




## PRODUCT FACES




# SPACE GREY



## PRODUCT SIZES

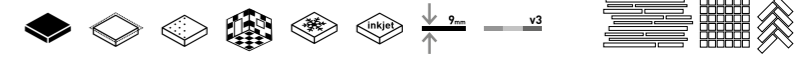


## PRODUCT FACES








**SPRING**



**PRODUCT SIZES**

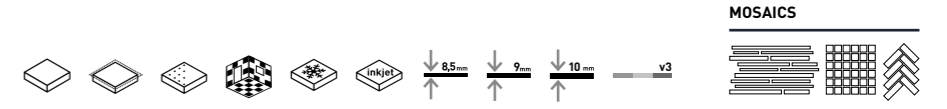


**PRODUCT FACES**

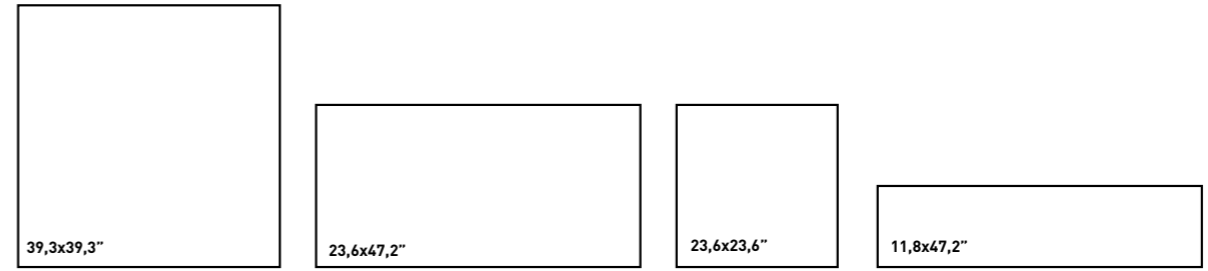




## STATUARIO



### PRODUCT SIZES

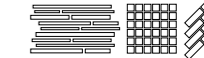


### PRODUCT FACES






## SUN ONYX



### PRODUCT SIZES



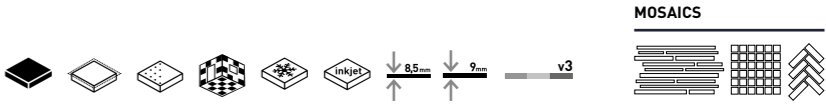
### PRODUCT FACES









# TROPE BROWN



## PRODUCT SIZES

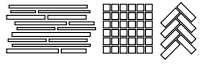


## PRODUCT FACES





**TOKYO BLACK**




**PRODUCT SIZES**

23,6x47,2"  
PEI:3 - R9

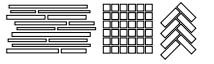
11,8x47,2"  
PEI:3 - R9

**PRODUCT FACES**





# TOKYO WHITE



## PRODUCT SIZES

23,6x47,2"  
PEI:4 - R9

11,8x47,2"  
PEI:4 - R9



## PRODUCT FACES





**VENUS**

**PRODUCT SIZES**



**PRODUCT FACES**





**STONE**




## ARDEZYA GREY



### PRODUCT SIZES

17,71x35,4x0,78" PEI:4 - R11	23,6x23,6" 23,6x23,6x0,79" PEI:4 - R10 R11(20mm)	11,8x23,6" 11,8x23,6x0,79" PEI:4 - R10 - R11(20mm)
---------------------------------	---	--

### PRODUCT FACES

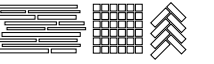




## ARDEZYA BLACK




MOSAICS



### PRODUCT SIZES

17,71x35,4x0,78" PEI:3 - R11	23,6x23,6" 23,6x23,6x0,79" PEI:3 - R10 R11(20mm)	11,8x23,6" 11,8x23,6x0,79" PEI:3 - R10 - R11(20mm)
---------------------------------	---	--

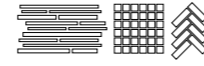
### PRODUCT FACES




## BAVARIA ANTHRACITE




MOSAICS



### PRODUCT SIZES



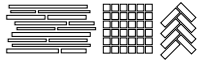
### PRODUCT FACES



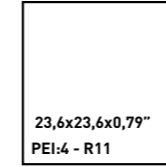

## BAVARIA BEIGE



MOSAICS



### PRODUCT SIZES



### PRODUCT FACES



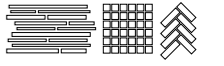




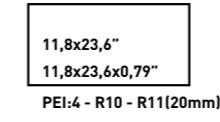


## BAZALT GREY



MOSAICS



### PRODUCT SIZES

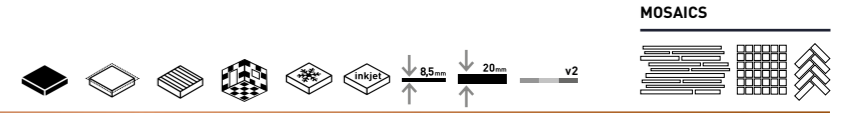


### PRODUCT FACES





## BAZALT BLACK



### PRODUCT SIZES

23,6x47,2x0,79" PEI:3 - R11(20mm)	23,6x35,4x0,79" PEI:3 R11	23,6x23,6" 23,6x23,6x0,79" PEI:3 - R10 R11(20mm)	11,8x23,6" 11,8x23,6x0,79" PEI:3 - R10 - R11(20mm)	11,8x47,2x0,79" PEI:3 - R11(20mm)
--------------------------------------	------------------------------	---	--	--------------------------------------

### PRODUCT FACES

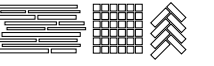




## BENELUX BLACK



MOSAICS




### PRODUCT SIZES

23,6x35,4x0,79"  
PEI:3 R11

23,6x23,6"  
23,6x23,6x0,79"  
PEI:3 - R9  
R11(8,5mm)  
R11(20mm)

11,8x23,6"  
PEI:3 - R9

### PRODUCT FACES

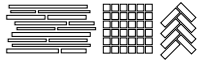




## BENELUX GREY



MOSAICS




### PRODUCT SIZES

23,6x35,4x0,79"  
PEI:4 - R11

23,6x23,6"  
23,6x23,6x0,79"  
PEI:4 - R9  
R11(8,5mm)  
R11(20mm)

11,8x23,6"  
PEI:4 - R9

### PRODUCT FACES

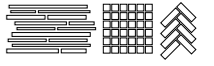




## CIPOLLINO NERO



MOSAICS



### PRODUCT SIZES

23,6x47,2"  
PEI:3 - R9

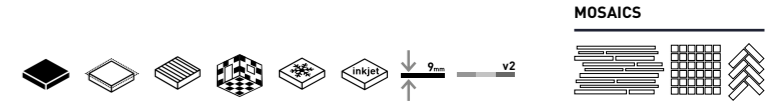
11,8x47,2  
PEI:3 - R9

### PRODUCT FACES






## CIPOLLINO GRIGIO



### PRODUCT SIZES



### PRODUCT FACES

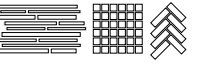




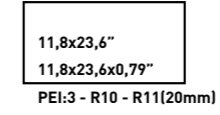
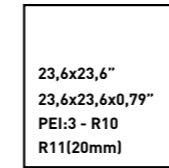

## DAKOTA DARK GREY




MOSAICS



### PRODUCT SIZES



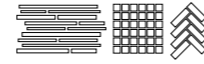
### PRODUCT FACES



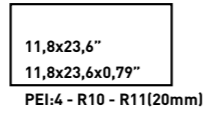
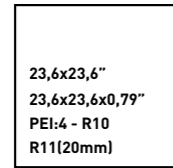
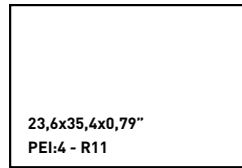
## DAKOTA GREY




MOSAICS



### PRODUCT SIZES



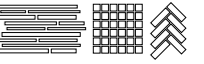
### PRODUCT FACES



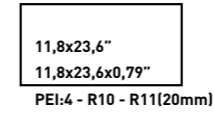
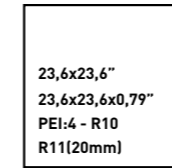

## DAKOTA BEIGE



MOSAICS



### PRODUCT SIZES



### PRODUCT FACES







### LAPIS ANTHRACITE

#### PRODUCT SIZES

23,6x47,2"  
PEI:3 - R9

11,8x47,2  
PEI:3 - R9

#### PRODUCT FACE



### LAPIS GREY

#### PRODUCT SIZES

60x120 / 23,6x47,2"  
PEI:3 - R9

30x120 / 11,8x47,2  
PEI:3 - R9

#### PRODUCT FACE



### LAPIS MOCHA

#### PRODUCT SIZES

23,6x47,2"  
PEI:3 - R9

11,8x47,2  
PEI:3 - R9

#### PRODUCT FACE




### LAPIS IVORY


#### PRODUCT SIZES

23,6x47,2"  
PEI:4 - R9

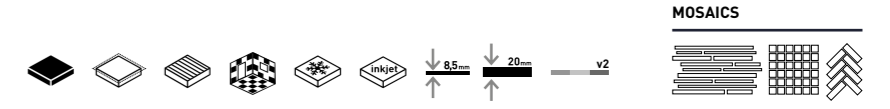
11,8x47,2  
PEI:4 - R9

#### PRODUCT FACE






## MAVI BLUE



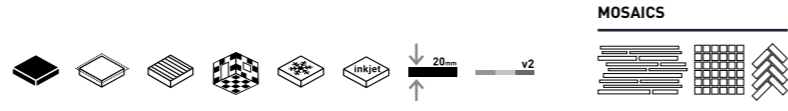
### PRODUCT SIZES

23,6x23,6"  
23,6x23,6x0,79"  
PEI:3 - R9  
R11(20mm)

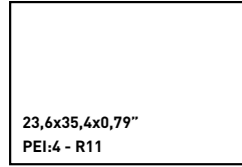
### PRODUCT FACES



# PLATO IVORY



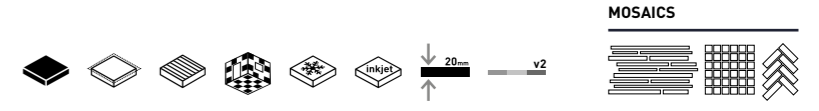
## PRODUCT SIZES




## PRODUCT FACES




# PLATO ANTHRACITE



## PRODUCT SIZES

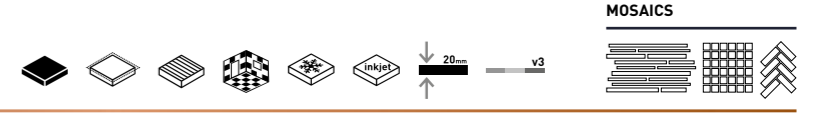


## PRODUCT FACES







## RASA GREY



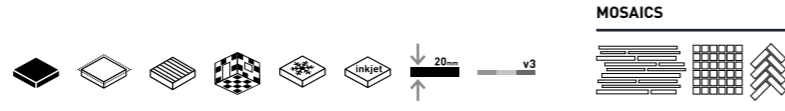
### PRODUCT SIZES



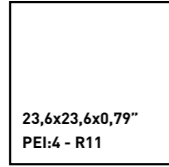
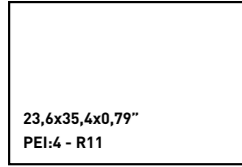
### PRODUCT FACES



# RASA BEIGE



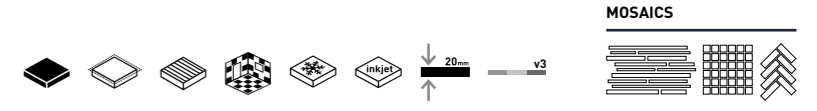
## PRODUCT SIZES



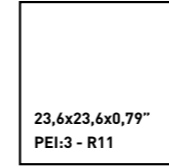

## PRODUCT FACES




# RASA NERO



## PRODUCT SIZES



## PRODUCT FACES

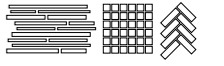





## SILVER BEACH




MOSAICS



### PRODUCT SIZES

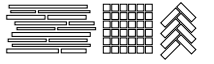


### PRODUCT FACES

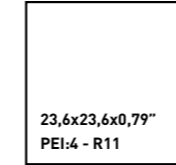




## TERRAZZO LIGHT



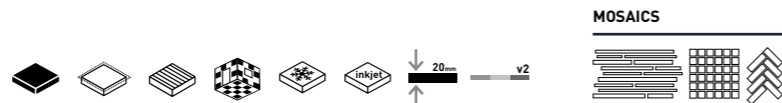
### PRODUCT SIZES



### PRODUCT FACES



# TERRAZZO CREAM



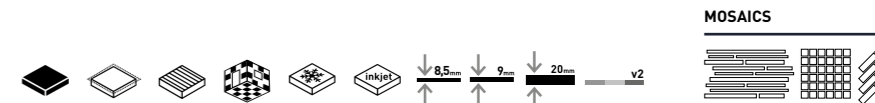
## PRODUCT SIZES

23,6x23,6x0,79"  
PEI:4 - R11

## PRODUCT FACES



# TERRAZZO GRIGIO



## PRODUCT SIZES

23,6x47,2"  
PEI:4 - R9

23,6x23,6  
23,6x23,6x0,79"  
PEI:4 - R9  
R11(20mm)

## PRODUCT FACES







## TRAVERTINE DARK




### PRODUCT SIZES

17,71x35,4x0,78"  
PEI:3 - R11

23,6x23,6"  
23,6x23,6x0,79"  
PEI:3  
R10/R11 (8,5mm)  
R11(20mm)

### PRODUCT FACES



# TRAVERTINE BEIGE



MOSAICS

## PRODUCT SIZES

17,71x35,4x0,78"  
PEI:4 - R11

23,6x23,6"  
23,6x23,6x0,79"  
PEI:4  
R10/R11 (8,5mm)  
R11(20mm)

## PRODUCT FACES



# TRAVERTINE SILVER



MOSAICS

## PRODUCT SIZES

17,71x35,4x0,78"  
PEI:4 - R11

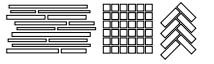
23,6x23,6"  
23,6x23,6x0,79"  
PEI:4  
R10/R11 (8,5mm)  
R11(20mm)

## PRODUCT FACES

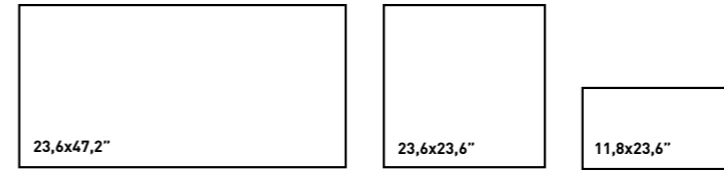




**ARMADA MIX DECOR FON**



**PRODUCT SIZES**

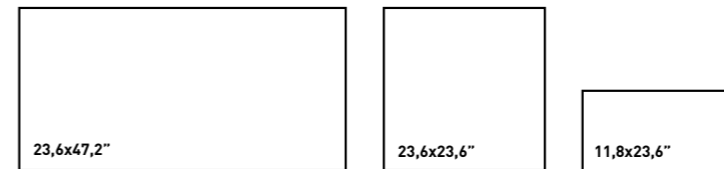


**PRODUCT FACES**



**ARMADA DECOR FON**

**PRODUCT SIZES**

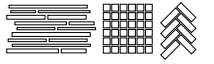


**PRODUCT FACES**






ARTWORK DECOR FON



PRODUCT SIZES



PRODUCT FACES



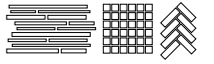
**CONCRETE**







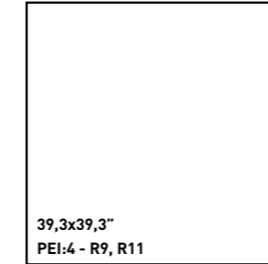
## ARK SILVER



MOSAICS



### PRODUCT SIZES




### PRODUCT FACES



# ARK IVORY




MOSAICS



## PRODUCT SIZES

39,3x39,3" PEI:4 - R9, R11	23,6x47,2" 23,6x47,2x0,79" PEI:4 - R9	23,6x23,6" 23,6x23,6x0,79" PEI:4 - R9, R11(20mm)	11,8x47,2" 11,8x47,2x0,79" PEI:4 - R9	11,8x23,6" PEI:4 - R9
-------------------------------	---	---	---	--------------------------


## PRODUCT FACES



# ARK ANTHRACITE




MOSAICS




## PRODUCT SIZES

39,3x39,3" PEI:3 - R9, R11	23,6x47,2" 23,6x47,2x0,79" PEI:3 - R9	23,6x23,6" 23,6x23,6x0,79" PEI:3 - R9, R11(20mm)	11,8x47,2" 11,8x47,2x0,79" PEI:3 - R9 R11(20mm)	11,8x23,6" PEI:3 - R9
-------------------------------	---	---	--	--------------------------

## PRODUCT FACES

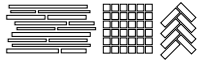




# ARK BLACK



MOSAICS



## PRODUCT SIZES


23,6x47,2"  
23,6x47,2x0,79"  
PEI:3 - R9, R11(20mm)

23,6x23,6"  
23,6x23,6x0,79"  
PEI:3 - R9,  
R11(20mm)

11,8x47,2"      PEI:3 - R9  
11,8x47,2x0,79"      R11(20mm)

11,8x23,6"  
PEI:3 - R9

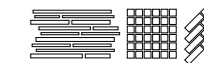
## PRODUCT FACES







## CHOICE GREY



### PRODUCT SIZES

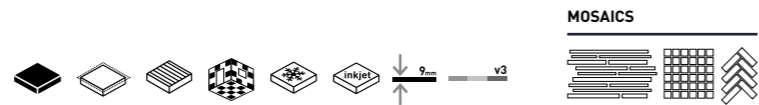
23,6x47,2"  
PEI:3 - R9

11,8x47,2"  
PEI:3 - R9



### PRODUCT FACES



## CHOICE RED



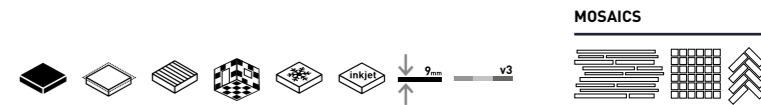
### PRODUCT SIZES





### PRODUCT FACES



## CHOICE WHITE



### PRODUCT SIZES

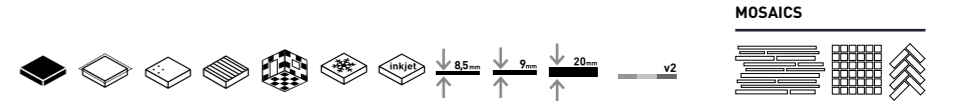


### PRODUCT FACES





## LUNA MIDGREY



### PRODUCT SIZES

23,6x47,2"  
23,6x47,2x0,79"  
PEI:3 - R10, R11(20mm)

23,6x23,6"  
23,6x23,6x0,79"  
PEI:3 - R10,  
R11(20mm)

11,8x47,2" PEI:3 - R10

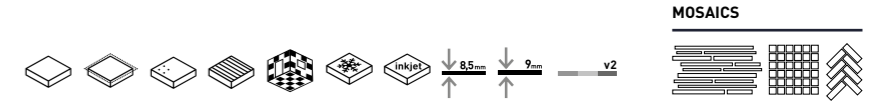
11,8x23,6"  
11,8x 23,6x 0,79"  
PEI:3 - R10, R11(20mm)

### PRODUCT FACES





## LUNA OFFWHITE



### PRODUCT SIZES




### PRODUCT FACES



# LUNA SAND



MOSAICS



## PRODUCT SIZES

23,6x47,2"  
23,6x47,2x0,79"  
PEI:4 - R10, R11(20mm)

23,6x23,6"  
23,6x23,6x0,79"  
PEI:4 - R10,  
R11(20mm)

11,8x47,2" PEI:4 - R10  
11,8x47,2x0,79" R11(20mm)

11,8x23,6"  
11,8x 23,6x 0,79"  
PEI:4 - R10, R11(20mm)


## PRODUCT FACES



# LUNA COOL GREY



MOSAICS



## PRODUCT SIZES

23,6x47,2"  
23,6x47,2x0,79"  
PEI:4 - R10, R11(20mm)

23,6x23,6"  
23,6x23,6x0,79"  
PEI:4 - R10,  
R11(20mm)

11,8x47,2" PEI:4 - R10  
11,8x47,2x0,79" R11(20mm)

11,8x23,6"  
11,8x 23,6x 0,79"  
PEI:4 - R10, R11(20mm)

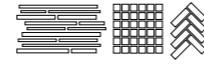
## PRODUCT FACES



# LUNA COPPER



MOSAICS



## PRODUCT SIZES

23,6x47,2" PEI:3 - R10	23,6x23,6" 23,6x23,6x0,79" PEI:3 - R10, R11(20mm)	11,8x47,2" PEI:3 - R10	11,8x23,6" 11,8x 23,6x 0,79" PEI:3 - R10
---------------------------	--	---------------------------	--

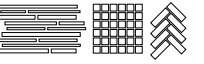
## PRODUCT FACES



# LUNA ASH



MOSAICS




## PRODUCT SIZES

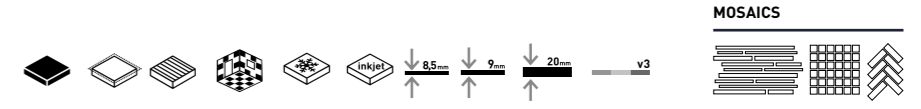
23,6x47,2" 23,6x47,2x0,79" PEI:3 - R10, R11(20mm)	23,6x23,6" 23,6x23,6x0,79" PEI:3 - R10, R11(20mm)	11,8x47,2" 11,8x47,2x0,79" PEI:3 - R10 R11(20mm)	11,8x23,6" 11,8x 23,6x 0,79" PEI:3 - R10, R11(20mm)
---	--	---	---

## PRODUCT FACES





## STARK GRAPHITE



### PRODUCT SIZES

23,6x47,2"  
PEI:3 - R9, R11(20mm)

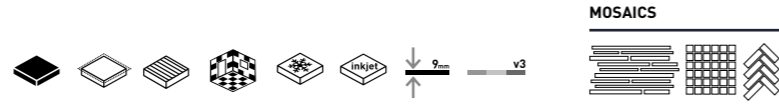
23,6x23,6"  
23,6x23,6x0,79"  
PEI:3 - R9,  
R11(20mm)

11,8x23,6"  
11,8x 23,6x 0,79"  
PEI:3 - R9, R11(20mm)

### PRODUCT FACES



# STARK PEARL



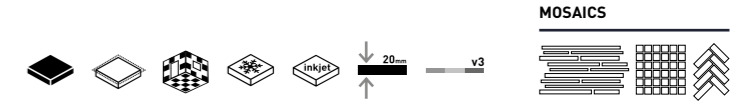
## PRODUCT SIZES

23,6x47,2"  
PEI:4 - R9

## PRODUCT FACES



# STARK TAUPE



## PRODUCT SIZES

23,6x23,6x0,79"  
PEI:3 - R9

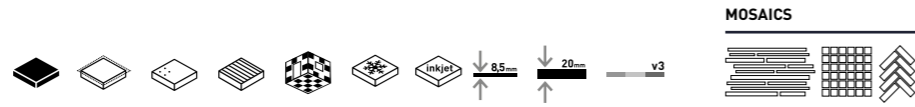
11,8x 23,6x 0,79"  
PEI:3 - R9

## PRODUCT FACES





# STARK GREY



MOSAICS

## PRODUCT SIZES

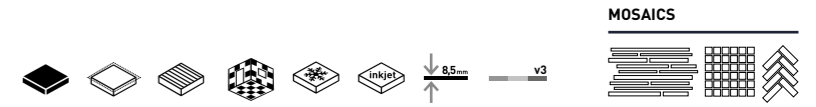
23,6x23,6"  
23,6x23,6x0,79"  
PEI:4 - R9,  
R11(20mm)

11,8x23,6"  
11,8x 23,6x 0,79"  
PEI:4 - R9, R11(20mm)

## PRODUCT FACES



# STARK SMOKE



MOSAICS

## PRODUCT SIZES

23,6x23,6"  
PEI:4 - R9

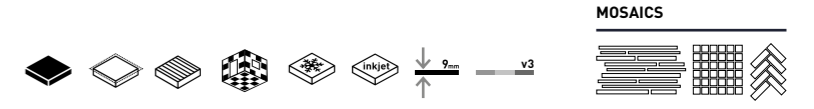
11,8x23,6"  
PEI:4 - R9

## PRODUCT FACES

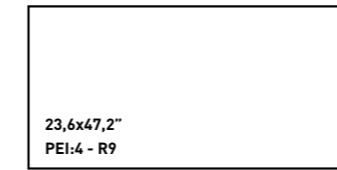




## STARK BIANCO



### PRODUCT SIZES

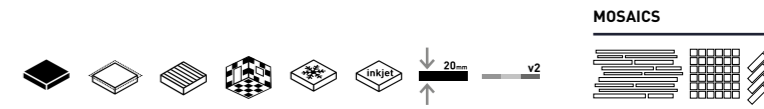


### PRODUCT FACES








## STREET GREY



### PRODUCT SIZES



### PRODUCT FACES

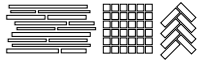






## STREET GRAPHITE



MOSAICS





### PRODUCT SIZES



### PRODUCT FACES

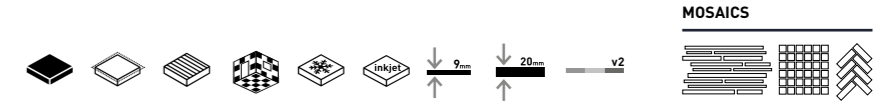




**WOOD**



## FOREST SILVER



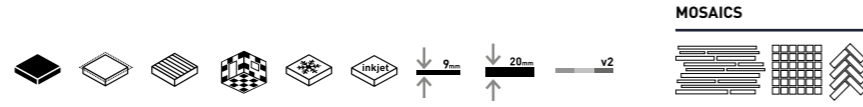
### PRODUCT SIZES

11,8x47,2x0,79"	
11,8x47,2"	
PEI:4 - R9, R11 (20mm)	5,5x47,2" PEI:4 - R9

### PRODUCT FACES



# FOREST NATURAL



MOSAICS

## PRODUCT SIZES

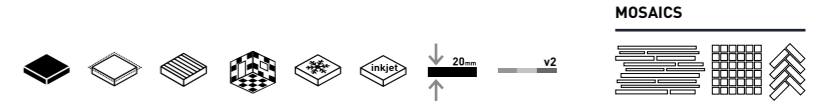
11,8x47,2x0,79"  
11,8x47,2"  
PEI:4 - R9, R11 (20mm)

5,5x47,2" PEI:4 - R9

## PRODUCT FACES



# FOREST DARK



MOSAICS

## PRODUCT SIZES

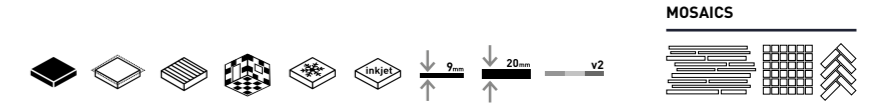
11,8x47,2x0,79"  
PEI:3 - R11

## PRODUCT FACES





## FOREST CHERRY



MOSAICS

### PRODUCT SIZES

11,8x47,2"  
11,8x47,2x0,79"  
PEI:3 - R9, R11(20mm)

5,5x47,2" PEI:3 - R9

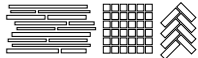
### PRODUCT FACES







## OLDWOOD SOUTH




### PRODUCT SIZES

11,8x47,2  
PEI:3 - R9

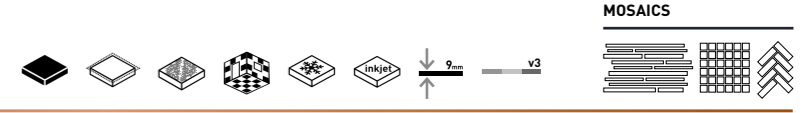
5,5x47,2" PEI:4 - R9

### PRODUCT FACES





# OLDWOOD NORTH



## PRODUCT SIZES

11,8x47,2 PEI:4 - R9	5,5x47,2" PEI:4 - R9
-------------------------	-------------------------

## PRODUCT FACES

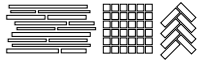




## TIBERWOOD NATURAL



MOSAICS




### PRODUCT SIZES

11,8x47,2"  
11,8x47,2x0,79"  
PEI:4 - R9, R11

5,5x47,2" PEI:4 - R9

### PRODUCT FACES




DECOR

# TIBERWOOD AVANA



MOSAICS




## PRODUCT SIZES

11,8x47,2"  
11,8x47,2x0,79"  
PEI:4 - R9, R11

5,5x47,2" PEI:4 - R9

## PRODUCT FACES




DECOR

# TIBERWOOD GRIGIO



MOSAICS




## PRODUCT SIZES

11,8x47,2"  
11,8x47,2x0,79"  
PEI:4 - R9, R11

5,5x47,2" PEI:4 - R9

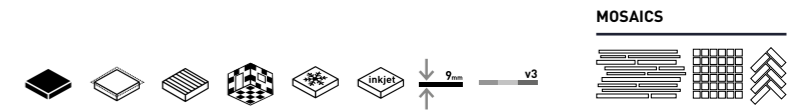
## PRODUCT FACES



DECOR



TIBERWOOD CHERRY



PRODUCT SIZES

11,8x47,2"  
11,8x47,2x0,79"  
PEI:3 - R9, R11(20mm)

5,5x47,2" PEI:3 - R9

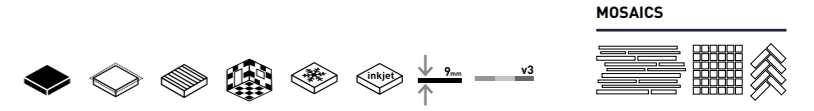
PRODUCT FACES



DECOR



## TIBERWOOD ASH



### PRODUCT SIZES

11,8x47,2x0,79"	PEI:3 - 11
-----------------	------------

### PRODUCT FACES



**MONOCHROME**



**MARJINAL**



**PRODUCT SIZES**

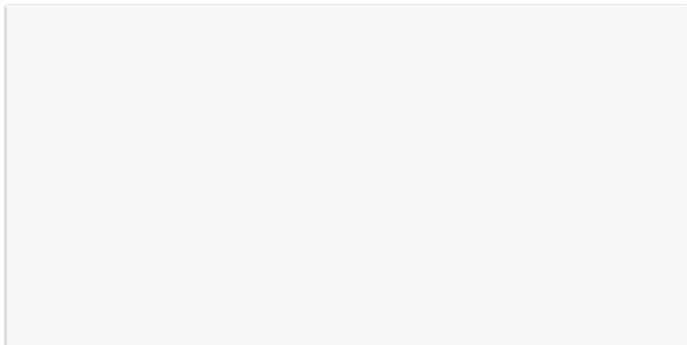
23,6x47,2"  
PEI:5 - R9

23,6x23,6"  
PEI:5 - R9

11,8x47,2"  
PEI:5 - R9

11,8x23,6"  
PEI:5 - R9


**PRODUCT FACES**





**MOSAICS**


**2,5 x 5  
HERRINGBONE**



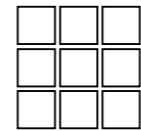
**5 x 15  
HERRINGBONE**



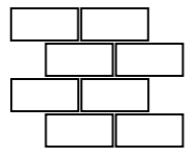
**5 x 5 MOSAIC**



**10 x 10 MOSAIC**




**7,5 x 15 MOSAIC**




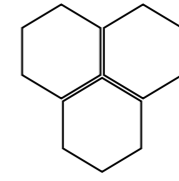
QUA GRANITE PRODUCE THE ALL MOSAIC TYPES.

**MOSAICS**

**COMBI TILE**




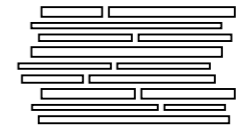
**2cm HEXOGEN**



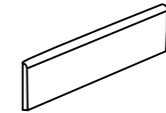
**LINEAR MOSAIC**



**MURETTO**



**SKIRTING WITH ONE  
LONG EDGE BEVELLED  
7,5X30**



QUA GRANITE PRODUCE THE ALL MOSAIC TYPES.

SKIRTING WITH ONE LONG EDGE BEVELLED 7,5X60



PAVER TILE



STEPS WITH ONE LONG EDGE HALF BULLNOSE



STEPS WITH ONE LONG EDGE FULL BULLNOSE




POOL COPING



FRENCH PATTERN SET



STEPS WITH ANTI SLIP LINE



RISER



## ARDEZYA

TILE						BOX			PALLET			
SIZE	AREAS OF USE	VISION DEGREE	SURFACE	WEIGHT kg	TICKNESS mm	PIECES (pcs/box)	WEIGHT (kg/box)	QUANTITY (sqm/box)	SIZE	BOXES (boxes/plt)	GROSS WEIGHT (kg/plt)	QUANTITY (sqm/plt)
11,8x23,6"	WALL, FLOOR, FACADE CLADDING	V2	MATT	3,5	8,5	8	28	1,44	31,5x46"	32	913,4	46,08
23,6x23,6"	WALL, FLOOR, FACADE CLADDING	V2	MATT	7,2	8,5	4	28,8	1,44	31,5x47,2"	32	943,9	46,08
11,8x23,6"	WALL, FLOOR, FACADE CLADDING	V2	MATT	8	20	4	32	0,72	31,5x47,2"	32	1046,3	23,04
23,6x23,6"	WALL, FLOOR, FACADE CLADDING	V2	MATT	16,4	20	2	32,8	0,72	31,5x47,2"	32	1071,9	23,04
17,71x35,43"	WALL, FLOOR, FACADE CLADDING	V2	MATT	18,16	20	2	36,32	0,81	37,4x23,8"	26	950	21,06

## ARK

TILE						BOX			PALLET			
SIZE	AREAS OF USE	VISION DEGREE	SURFACE	WEIGHT kg	TICKNESS mm	PIECES (pcs/box)	WEIGHT (kg/box)	QUANTITY (sqm/box)	SIZE	BOXES (boxes/plt)	GROSS WEIGHT (kg/plt)	QUANTITY (sqm/plt)
11,8x23,6"	WALL, FLOOR, FACADE CLADDING	V2	MATT LAP Mohs: 5	3,5	8,5	8	28	1,44	31,5x46"	32	913,4	46,08
23,6x23,6"	WALL, FLOOR, FACADE CLADDING	V2	MATT LAP Mohs: 5	7,2	8,5	4	28,8	1,44	31,5x47,2"	32	943,9	46,08
11,8x47,2"	WALL, FLOOR, FACADE CLADDING	V2	MATT LAP Mohs: 5	7	9	4	28	1,44	35,8x47,6"	40	1175,2	57,60
23,6x47,2"	WALL, FLOOR, FACADE CLADDING	V2	MATT F. LAP - LAP Mohs: 5	14,4	9	2	28,8	1,44	35,8x47,6"	35	1063,2	50,40
23,6x23,6"	WALL, FLOOR, FACADE CLADDING	V2	MATT	16,4	20	2	32,8	0,72	31,5x47,2"	32	1071,9	23,04
11,8x47,2"	WALL, FLOOR, FACADE CLADDING	V2	MATT LAP Mohs: 5	16	20	2	32	0,72	31,5x47,6"	32	1075,9	23,04
23,6x47,2"	WALL, FLOOR, FACADE CLADDING	V2	MATT	32,5	20	2	65	1,44	31,5x47,6"	16	1091,9	23,04
39,3x39,3"	WALL, FLOOR, FACADE CLADDING	V2	MATT LAP Mohs: 5	24	10	2	48	2	40,5x40,5"	24	1175	48,00

## ARMADA

TILE						BOX			PALLET			
SIZE	AREAS OF USE	VISION DEGREE	SURFACE	WEIGHT kg	TICKNESS mm	PIECES (pcs/box)	WEIGHT (kg/box)	QUANTITY (sqm/box)	SIZE	BOXES (boxes/plt)	GROSS WEIGHT (kg/plt)	QUANTITY (sqm/plt)
11,8x23,6"	WALL, FLOOR, FACADE CLADDING	V1	F. LAP Mohs: 5	3,5	8,5	8	28	1,44	31,5x46"	32	913,4	46,08
23,6x23,6"	WALL, FLOOR, FACADE CLADDING	V1	F. LAP Mohs: 5	7,2	8,5	4	28,8	1,44	31,5x47,2"	32	943,9	46,08
23,6x47,2"	WALL, FLOOR, FACADE CLADDING	V1	F. LAP Mohs: 5	14,4	9	2	28,8	1,44	35,8x47,6"	35	1063,2	50,4

## ARTWORK

TILE						BOX			PALLET			
SIZE	AREAS OF USE	VISION DEGREE	SURFACE	WEIGHT kg	TICKNESS mm	PIECES (pcs/box)	WEIGHT (kg/box)	QUANTITY (sqm/box)	SIZE	BOXES (boxes/plt)	GROSS WEIGHT (kg/plt)	QUANTITY (sqm/plt)
23,6x47,2"	WALL, FLOOR, FACADE CLADDING	V1	F. LAP Mohs: 5	14,4	9	2	28,8	1,44	35,8x47,6"	35	1063,2	50,4

## BAVARIA

TILE						BOX			PALLET			
SIZE	AREAS OF USE	VISION DEGREE	SURFACE	WEIGHT kg	TICKNESS mm	PIECES (pcs/box)	WEIGHT (kg/box)	QUANTITY (sqm/box)	SIZE	BOXES (boxes/plt)	GROSS WEIGHT (kg/plt)	QUANTITY (sqm/plt)
23,6x23,6"	WALL, FLOOR, FACADE CLADDING	V3	MATT	16,4	20	2	32,8	0,72	31,5x47,2"	32	1071,9	23,04
23,6x47,2"	WALL, FLOOR, FACADE CLADDING	V3	MATT	32,5	20	2	65	1,44	31,5x47,6"	16	1091,9	23,04

## BAZALT

TILE						BOX			PALLET			
SIZE	AREAS OF USE	VISION DEGREE	SURFACE	WEIGHT kg	TICKNESS mm	PIECES (pcs/box)	WEIGHT (kg/box)	QUANTITY (sqm/box)	SIZE	BOXES (boxes/plt)	GROSS WEIGHT (kg/plt)	QUANTITY (sqm/plt)
11,8x23,6"	WALL, FLOOR, FACADE CLADDING	V2	MATT	3,5	8,5	8	28	1,44	31,5x46"	32	913,4	46,08
23,6x23,6"	WALL, FLOOR, FACADE CLADDING	V2	MATT	7,2	8,5	4	28,8	1,44	31,5x47,2"	32	943,9	46,08
11,8x23,6"	WALL, FLOOR, FACADE CLADDING	V2	MATT	8	20	4	32	0,72	31,5x47,2"	32	1046,3	23,04
23,6x23,6"	WALL, FLOOR, FACADE CLADDING	V2	MATT	16,4	20	2	32,8	0,72	31,5x47,2"	32	1071,9	23,04
23,6x35,4"	WALL, FLOOR, FACADE CLADDING	V2	MATT	25	20	2	50	1,08	35,8x47,6"	24	1223,8	25,92
11,8x47,2"	WALL, FLOOR, FACADE CLADDING	V2	MATT	16	20	2	32	0,72	31,5x47,6"	32	1075,9	23,04
23,6x47,2"	WALL, FLOOR, FACADE CLADDING	V2	MATT	32,5	20	2	65	1,44	31,5x47,6"	16	1091,9	23,04

## BENELUX

TILE						BOX			PALLET			
SIZE	AREAS OF USE	VISION DEGREE	SURFACE	WEIGHT kg	TICKNESS mm	PIECES (pcs/box)	WEIGHT (kg/box)	QUANTITY (sqm/box)	SIZE	BOXES (boxes/plt)	GROSS WEIGHT (kg/plt)	QUANTITY (sqm/plt)
11,8x23,6"	WALL, FLOOR, FACADE CLADDING	V3	MATT	3,5	8,5	8	28	1,44	31,5x46"	32	913,4	46,08
23,6x23,6"	WALL, FLOOR, FACADE CLADDING	V3	MATT	7,2	8,5	4	28,8	1,44	31,5x47,2"	32	943,9	46,08
23,6x23,6"	WALL, FLOOR, FACADE CLADDING	V3	MATT	16,4	20	2	32,8	0,72	31,5x47,2"	32	1071,9	23,04
23,6x35,4"	WALL, FLOOR, FACADE CLADDING	V3	MATT	25	20	2	50	1,08	35,8x47,6"	24	1223,8	25,92

## BIANCO RIVER

TILE						BOX			PALLET			
SIZE	AREAS OF USE	VISION DEGREE	SURFACE	WEIGHT kg	TICKNESS mm	PIECES (pcs/box)	WEIGHT (kg/box)	QUANTITY (sqm/box)	SIZE	BOXES (boxes/plt)	GROSS WEIGHT (kg/plt)	QUANTITY (sqm/plt)
11,8x23,6"	WALL, FLOOR, FACADE CLADDING	V3	F. LAP Mohs: 5	3,5	8,5	8	28	1,44	31,5x46"	32	913,4	46,08
23,6x23,6"	WALL, FLOOR, FACADE CLADDING	V3	F. LAP Mohs: 5	7,2	8,5	4	28,8	1,44	31,5x47,2"	32	943,9	46,08
11,8x47,2"	WALL, FLOOR, FACADE CLADDING	V3	F. LAP Mohs: 5	7	9	4	28	1,44	35,8x47,6"	40	1175,2	57,60
23,6x47,2"	WALL, FLOOR, FACADE CLADDING	V3	F. LAP Mohs: 5	14,4	9	2	28,8	1,44	35,8x47,6"	35	1063,2	50,40

## BLUE JEANS

TILE						BOX			PALLET			
SIZE	AREAS OF USE	VISION DEGREE	SURFACE	WEIGHT kg	TICKNESS mm	PIECES (pcs/box)	WEIGHT (kg/box)	QUANTITY (sqm/box)	SIZE	BOXES (boxes/plt)	GROSS WEIGHT (kg/plt)	QUANTITY (sqm/plt)
11,8x47,2"	WALL, FLOOR, FACADE CLADDING	V3	F. LAP Mohs: 5	7	9	4	28	1,44	35,8x47,6"	40	1175,2	57,60
23,6x47,2"	WALL, FLOOR, FACADE CLADDING	V3	F. LAP Mohs: 5	14,4	9	2	28,8	1,44	35,8x47,6"	35	1063,2	50,40

## CALACATTA

TILE						BOX			PALLET			
SIZE	AREAS OF USE	VISION DEGREE	SURFACE	WEIGHT kg	TICKNESS mm	PIECES (pcs/box)	WEIGHT (kg/box)	QUANTITY (sqm/box)	SIZE	BOXES (boxes/plt)	GROSS WEIGHT (kg/plt)	QUANTITY (sqm/plt)
11,8x23,6"	WALL, FLOOR, FACADE CLADDING	V2	F. LAP Mohs: 5	3,5	8,5	8	28	1,44	31,5x46"	32	913,4	46,08
23,6x23,6"	WALL, FLOOR, FACADE CLADDING	V2	F. LAP Mohs: 5	7,2	8,5	4	28,8	1,44	31,5x47,2"	32	943,9	46,08
11,8x47,2"	WALL, FLOOR, FACADE CLADDING	V2	F. LAP Mohs: 5	7	9	4	28	1,44	35,8x47,6"	40	1175,2	57,60
23,6x47,2"	WALL, FLOOR, FACADE CLADDING	V2	F. LAP Mohs: 5	14,4	9	2	28,8	1,44	35,8x47,6"	35	1063,2	50,40

## CALACATTA GOLDIE

TILE						BOX			PALLET			
SIZE	AREAS OF USE	VISION DEGREE	SURFACE	WEIGHT kg	TICKNESS mm	PIECES (pcs/box)	WEIGHT (kg/box)	QUANTITY (sqm/box)	SIZE	BOXES (boxes/plt)	GROSS WEIGHT (kg/plt)	QUANTITY (sqm/plt)
23,6x47,2"	WALL, FLOOR, FACADE CLADDING	V3	F. LAP Mohs: 5	14,4	9	2	28,8	1,44	35,8x47,6"	35	1063,2	50,40
47,2x47,2"	WALL, FLOOR, FACADE CLADDING	V3	F. LAP Mohs: 5	36	10	2	72	2,88	48,4x48,4"	14	1050	40,32

## CALACATTA OCEAN

TILE						BOX			PALLET			
SIZE	AREAS OF USE	VISION DEGREE	SURFACE	WEIGHT kg	TICKNESS mm	PIECES (pcs/box)	WEIGHT (kg/box)	QUANTITY (sqm/box)	SIZE	BOXES (boxes/plt)	GROSS WEIGHT (kg/plt)	QUANTITY (sqm/plt)
23,6x47,2"	WALL, FLOOR, FACADE CLADDING	V2	F. LAP Mohs: 5	14,4	9	2	28,8	1,44	35,8x47,6"	35	1063,2	50,40
47,2x47,2"	WALL, FLOOR, FACADE CLADDING	V2	F. LAP Mohs: 5	36	10	2	72	2,88	48,4x48,4"	14	1050	40,32

## CANYON

TILE						BOX			PALLET			
SIZE	AREAS OF USE	VISION DEGREE	SURFACE	WEIGHT kg	TICKNESS mm	PIECES (pcs/box)	WEIGHT (kg/box)	QUANTITY (sqm/box)	SIZE	BOXES (boxes/plt)	GROSS WEIGHT (kg/plt)	QUANTITY (sqm/plt)
11,8x23,6"	WALL, FLOOR, FACADE CLADDING	V3	F. LAP Mohs: 5	3,5	8,5	8	28	1,44	31,5x46"	32	913,4	46,08
23,6x23,6"	WALL, FLOOR, FACADE CLADDING	V3	F. LAP Mohs: 5	7,2	8,5	4	28,8	1,44	31,5x47,2"	32	943,9	46,08
11,8x47,2"	WALL, FLOOR, FACADE CLADDING	V3	F. LAP Mohs: 5	7	9	4	28	1,44	35,8x47,6"	40	1175,2	57,60
23,6x47,2"	WALL, FLOOR, FACADE CLADDING	V3	F. LAP Mohs: 5	14,4	9	2	28,8	1,44	35,8x47,6"	35	1063,2	50,40

## CHOICE

TILE						BOX			PALLET			
SIZE	AREAS OF USE	VISION DEGREE	SURFACE	WEIGHT kg	TICKNESS mm	PIECES (pcs/box)	WEIGHT (kg/box)	QUANTITY (sqm/box)	SIZE	BOXES (boxes/plt)	GROSS WEIGHT (kg/plt)	QUANTITY (sqm/plt)
11,8x47,2"	WALL, FLOOR, FACADE CLADDING	V3	MATT	7	9	4	28	1,44	35,8x47,6"	40	1175,2	57,60
23,6x47,2"	WALL, FLOOR, FACADE CLADDING	V3	MATT	14,4	9	2	28,8	1,44	35,8x47,6"	35	1063,2	50,40

## CIPOLLINO

TILE						BOX			PALLET			
SIZE	AREAS OF USE	VISION DEGREE	SURFACE	WEIGHT kg	TICKNESS mm	PIECES (pcs/box)	WEIGHT (kg/box)	QUANTITY (sqm/box)	SIZE	BOXES (boxes/plt)	GROSS WEIGHT (kg/plt)	QUANTITY (sqm/plt)
11,8x47,2"	WALL, FLOOR, FACADE CLADDING	V2	MATT	7	9	4	28	1,44	35,8x47,6"	40	1175,2	57,60
23,6x47,2"	WALL, FLOOR, FACADE CLADDING	V2	MATT	14,4	9	2	28,8	1,44	35,8x47,6"	35	1063,2	50,40

## CROWN

TILE						BOX			PALLET			
SIZE	AREAS OF USE	VISION DEGREE	SURFACE	WEIGHT kg	TICKNESS mm	PIECES (pcs/box)	WEIGHT (kg/box)	QUANTITY (sqm/box)	SIZE	BOXES (boxes/plt)	GROSS WEIGHT (kg/plt)	QUANTITY (sqm/plt)
11,8x47,2"	WALL, FLOOR, FACADE CLADDING	V3	F. LAP Mohs: 5	7	9	4	28	1,44	35,8x47,6"	40	1175,2	57,60
23,6x47,2"	WALL, FLOOR, FACADE CLADDING	V3	F. LAP Mohs: 5	14,4	9	2	28,8	1,44	35,8x47,6"	35	1063,2	50,40

## DAKOTA

TILE						BOX			PALLET			
SIZE	AREAS OF USE	VISION DEGREE	SURFACE	WEIGHT kg	TICKNESS mm	PIECES (pcs/box)	WEIGHT (kg/box)	QUANTITY (sqm/box)	SIZE	BOXES (boxes/plt)	GROSS WEIGHT (kg/plt)	QUANTITY (sqm/plt)
11,8x23,6"	WALL, FLOOR, FACADE CLADDING	V3	MATT	3,5	8,5	8	28	1,44	31,5x46"	32	913,4	46,08
23,6x23,6"	WALL, FLOOR, FACADE CLADDING	V3	MATT	7,2	8,5	4	28,8	1,44	31,5x47,2"	32	943,9	46,08
11,8x23,6"	WALL, FLOOR, FACADE CLADDING	V3	MATT	8	20	4	32	0,72	31,5x47,2"	32	1046,3	23,04
23,6x23,6"	WALL, FLOOR, FACADE CLADDING	V3	MATT	16,4	20	2	32,8	0,72	31,5x47,2"	32	1071,9	23,04
23,6x35,4"	WALL, FLOOR, FACADE CLADDING	V3	MATT	25	20	2	50	1,08	35,8x47,6"	24	1223,8	25,92

## DEEPSTONE

TILE						BOX			PALLET			
SIZE	AREAS OF USE	VISION DEGREE	SURFACE	WEIGHT kg	TICKNESS mm	PIECES (pcs/box)	WEIGHT (kg/box)	QUANTITY (sqm/box)	SIZE	BOXES (boxes/plt)	GROSS WEIGHT (kg/plt)	QUANTITY (sqm/plt)
11,8x47,2"	WALL, FLOOR, FACADE CLADDING	V3	F. LAP Mohs: 5	7	9	4	28	1,44	35,8x47,6"	40	1175,2	57,60
23,6x47,2"	WALL, FLOOR, FACADE CLADDING	V3	F. LAP Mohs: 5	14,4	9	2	28,8	1,44	35,8x47,6"	35	1063,2	50,40

## DESERTO

TILE						BOX			PALLET			
SIZE	AREAS OF USE	VISION DEGREE	SURFACE	WEIGHT kg	TICKNESS mm	PIECES (pcs/box)	WEIGHT (kg/box)	QUANTITY (sqm/box)	SIZE	BOXES (boxes/plt)	GROSS WEIGHT (kg/plt)	QUANTITY (sqm/plt)
11,8x47,2"	WALL, FLOOR, FACADE CLADDING	V2	F. LAP Mohs: 5	7	9	4	28	1,44	35,8x47,6"	40	1175,2	57,60
23,6x47,2"	WALL, FLOOR, FACADE CLADDING	V2	F. LAP Mohs: 5	14,4	9	2	28,8	1,44	35,8x47,6"	35	1063,2	50,40

## ESPIÑA

TILE						BOX			PALLET			
SIZE	AREAS OF USE	VISION DEGREE	SURFACE	WEIGHT kg	TICKNESS mm	PIECES (pcs/box)	WEIGHT (kg/box)	QUANTITY (sqm/box)	SIZE	BOXES (boxes/plt)	GROSS WEIGHT (kg/plt)	QUANTITY (sqm/plt)
11,8x47,2"	WALL, FLOOR, FACADE CLADDING	V2	F. LAP Mohs: 5	7	9	4	28	1,44	35,8x47,6"	40	1175,2	57,60
23,6x47,2"	WALL, FLOOR, FACADE CLADDING	V2	F. LAP Mohs: 5	14,4	9	2	28,8	1,44	35,8x47,6"	35	1063,2	50,40

## FANTASY

TILE						BOX			PALLET			
SIZE	AREAS OF USE	VISION DEGREE	SURFACE	WEIGHT kg	TICKNESS mm	PIECES (pcs/box)	WEIGHT (kg/box)	QUANTITY (sqm/box)	SIZE	BOXES (boxes/plt)	GROSS WEIGHT (kg/plt)	QUANTITY (sqm/plt)
23,6x47,2"	WALL, FLOOR, FACADE CLADDING	V2	F. LAP Mohs: 5	14,4	9	2	28,8	1,44	35,8x47,6"	35	1063,2	50,40
47,2x47,2"	WALL, FLOOR, FACADE CLADDING	V2	F. LAP Mohs: 5	36	10	2	72	2,88	48,4x48,4"	14	1050	40,32

## FIO DI BOSCO

TILE						BOX			PALLET			
SIZE	AREAS OF USE	VISION DEGREE	SURFACE	WEIGHT kg	TICKNESS mm	PIECES (pcs/box)	WEIGHT (kg/box)	QUANTITY (sqm/box)	SIZE	BOXES (boxes/plt)	GROSS WEIGHT (kg/plt)	QUANTITY (sqm/plt)
23,6x47,2"	WALL, FLOOR, FACADE CLADDING	V3	F. LAP Mohs: 5	14,4	9	2	28,8	1,44	35,8x47,6"	35	1063,2	50,40
47,2x47,2"	WALL, FLOOR, FACADE CLADDING	V3	F. LAP Mohs: 5	36	10	2	72	2,88	48,4x48,4"	14	1050	40,32

## FOREST

TILE						BOX			PALLET			
SIZE	AREAS OF USE	VISION DEGREE	SURFACE	WEIGHT kg	TICKNESS mm	PIECES (pcs/box)	WEIGHT (kg/box)	QUANTITY (sqm/box)	SIZE	BOXES (boxes/plt)	GROSS WEIGHT (kg/plt)	QUANTITY (sqm/plt)
5,5x47,2"	WALL, FLOOR, FACADE CLADDING	V2	MATT	3,5	9	8	28	1,344	35,8x47,6"	40	1175,2	53,76
11,8x47,2"	WALL, FLOOR, FACADE CLADDING	V2	MATT	7	9	4	28	1,44	35,8x47,6"	40	1175,2	57,60
11,8x47,2"	WALL, FLOOR, FACADE CLADDING	V2	MATT	16	20	2	32	0,72	31,5x47,6"	32	1075,9	23,04
23,6x47,2"	WALL, FLOOR, FACADE CLADDING	V2	MATT	32,5	20	2	65	1,44	31,5x47,6"	16	1091,9	23,04

## FUEGO

SIZE	AREAS OF USE	VISION DEGREE	SURFACE	WEIGHT kg	TICKNESS mm
11,8x47,2"	WALL, FLOOR, FACADE CLADDING	V2	F. LAP Mohs: 5	7	9
23,6x47,2"	WALL, FLOOR, FACADE CLADDING	V2	F. LAP Mohs: 5	14,4	9

PIECES (pcs/box)	WEIGHT (kg/box)	QUANTITY (sqm/box)
4	28	1,44
2	28,8	1,44

SIZE	BOXES (boxes/plt)	GROSS WEIGHT (kg/plt)	QUANTITY (sqm/plt)
35,8x47,6"	40	1175,2	57,60
35,8x47,6"	35	1063,2	50,40

## GAZELLE

SIZE	AREAS OF USE	VISION DEGREE	SURFACE	WEIGHT kg	TICKNESS mm
11,8x47,2"	WALL, FLOOR, FACADE CLADDING	V3	F. LAP Mohs: 5	7	9
23,6x47,2"	WALL, FLOOR, FACADE CLADDING	V3	F. LAP Mohs: 5	14,4	9

PIECES (pcs/box)	WEIGHT (kg/box)	QUANTITY (sqm/box)
4	28	1,44
2	28,8	1,44

SIZE	BOXES (boxes/plt)	GROSS WEIGHT (kg/plt)	QUANTITY (sqm/plt)
35,8x47,6"	40	1175,2	57,60
35,8x47,6"	35	1063,2	50,40

## IMPERIAL

SIZE	AREAS OF USE	VISION DEGREE	SURFACE	WEIGHT kg	TICKNESS mm
11,8x47,2"	WALL, FLOOR, FACADE CLADDING	V2	F. LAP Mohs: 5	7	9
23,6x47,2"	WALL, FLOOR, FACADE CLADDING	V2	F. LAP Mohs: 5	14,4	9

PIECES (pcs/box)	WEIGHT (kg/box)	QUANTITY (sqm/box)
4	28	1,44
2	28,8	1,44

SIZE	BOXES (boxes/plt)	GROSS WEIGHT (kg/plt)	QUANTITY (sqm/plt)
35,8x47,6"	40	1175,2	57,60
35,8x47,6"	35	1063,2	50,40

## LAPIS

SIZE	AREAS OF USE	VISION DEGREE	SURFACE	WEIGHT kg	TICKNESS mm
11,8x47,2"	WALL, FLOOR, FACADE CLADDING	V2	MATT	7	9
23,6x47,2"	WALL, FLOOR, FACADE CLADDING	V2	MATT	14,4	9

PIECES (pcs/box)	WEIGHT (kg/box)	QUANTITY (sqm/box)
4	28	1,44
2	28,8	1,44

SIZE	BOXES (boxes/plt)	GROSS WEIGHT (kg/plt)	QUANTITY (sqm/plt)
35,8x47,6"	40	1175,2	57,60
35,8x47,6"	35	1063,2	50,40

## LENA

SIZE	AREAS OF USE	VISION DEGREE	SURFACE	WEIGHT kg	TICKNESS mm
11,8x47,2"	WALL, FLOOR, FACADE CLADDING	V3	F. LAP Mohs: 5	7	9
23,6x47,2"	WALL, FLOOR, FACADE CLADDING	V3	F. LAP Mohs: 5	14,4	9

PIECES (pcs/box)	WEIGHT (kg/box)	QUANTITY (sqm/box)
4	28	1,44
2	28,8	1,44

SIZE	BOXES (boxes/plt)	GROSS WEIGHT (kg/plt)	QUANTITY (sqm/plt)
35,8x47,6"	40	1175,2	57,60
35,8x47,6"	35	1063,2	50,40

## LUNA

SIZE	AREAS OF USE	VISION DEGREE	SURFACE	WEIGHT kg	TICKNESS mm
11,8x23,6"	WALL, FLOOR, FACADE CLADDING	V2	MATT LAP Mohs: 5	3,5	8,5
23,6x23,6"	WALL, FLOOR, FACADE CLADDING	V2	MATT LAP Mohs: 5	7,2	8,5
11,8x47,2"	WALL, FLOOR, FACADE CLADDING	V2	MATT LAP Mohs: 5	7	9
23,6x47,2"	WALL, FLOOR, FACADE CLADDING	V2	MATT LAP Mohs: 5	14,4	9
11,8x23,6"	WALL, FLOOR, FACADE CLADDING	V2	MATT	8	20
23,6x23,6"	WALL, FLOOR, FACADE CLADDING	V2	MATT	16,4	20
11,8x47,2"	WALL, FLOOR, FACADE CLADDING	V2	MATT	16	20
23,6x47,2"	WALL, FLOOR, FACADE CLADDING	V2	MATT	32,5	20

PIECES (pcs/box)	WEIGHT (kg/box)	QUANTITY (sqm/box)
8	28	1,44
4	28,8	1,44
4	28	1,44
2	28,8	1,44
4	32	0,72
2	32,8	0,72
2	32	0,72
2	65	1,44

SIZE	BOXES (boxes/plt)	GROSS WEIGHT (kg/plt)	QUANTITY (sqm/plt)
31,5x46"	32	913,4	46,08
31,5x47,2"	32	943,9	46,08
35,8x47,6"	40	1175,2	57,60
35,8x47,6"	35	1063,2	50,40
31,5x47,2"	32	1046,3	23,04
31,5x47,2"	32	1071,9	23,04
31,5x47,6"	32	1075,9	23,04
31,5x47,6"	16	1091,9	23,04

## MAIORCA

SIZE	AREAS OF USE	VISION DEGREE	SURFACE	WEIGHT kg	TICKNESS mm
11,8x47,2"	WALL, FLOOR, FACADE CLADDING	V3	F. LAP Mohs: 5	7	9
23,6x47,2"	WALL, FLOOR, FACADE CLADDING	V3	F. LAP Mohs: 5	14,4	9

PIECES (pcs/box)	WEIGHT (kg/box)	QUANTITY (sqm/box)
4	28	1,44
2	28,8	1,44

SIZE	BOXES (boxes/plt)	GROSS WEIGHT (kg/plt)	QUANTITY (sqm/plt)
35,8x47,6"	40	1175,2	57,60
35,8x47,6"	35	1063,2	50,40

## MARFIL ROSSO

SIZE	AREAS OF USE	VISION DEGREE	SURFACE	WEIGHT kg	TICKNESS mm
11,8x23,6"	WALL, FLOOR, FACADE CLADDING	V2	F. LAP Mohs: 5	3,5	8,5
23,6x23,6"	WALL, FLOOR, FACADE CLADDING	V2	F. LAP Mohs: 5	7,2	8,5
11,8x47,2"	WALL, FLOOR, FACADE CLADDING	V2	F. LAP Mohs: 5	7	9
23,6x47,2"	WALL, FLOOR, FACADE CLADDING	V2	F. LAP Mohs: 5	14,4	9
47,2x47,2"	WALL, FLOOR, FACADE CLADDING	V2	F. LAP Mohs: 5	36	10

PIECES (pcs/box)	WEIGHT (kg/box)	QUANTITY (sqm/box)
8	28	1,44
4	28,8	1,44
4	28	1,44
2	28,8	1,44
2	72	2,88

SIZE	BOXES (boxes/plt)	GROSS WEIGHT (kg/plt)	QUANTITY (sqm/plt)
31,5x46"	32	913,4	46,08
31,5x47,2"	32	943,9	46,08
35,8x47,6"	40	1175,2	57,60
35,8x47,6"	35	1063,2	50,40
48,4x48,4"	14	1050	40,32

## MARJINAL

TILE						BOX			PALLET			
SIZE	AREAS OF USE	VISION DEGREE	SURFACE	WEIGHT kg	TICKNESS mm	PIECES (pcs/box)	WEIGHT (kg/box)	QUANTITY (sqm/box)	SIZE	BOXES (boxes/plt)	GROSS WEIGHT (kg/plt)	QUANTITY (sqm/plt)
11,8x23,6"	WALL, FLOOR, FACADE CLADDING	V1	MATT F. LAP Mohs: 5	3,5	8,5	8	28	1,44	31,5x46"	32	913,4	46,08
23,6x23,6"	WALL, FLOOR, FACADE CLADDING	V1	MATT F. LAP Mohs: 5	7,2	8,5	4	28,8	1,44	31,5x47,2"	32	943,9	46,08
11,8x47,2"	WALL, FLOOR, FACADE CLADDING	V1	MATT LAP Mohs: 5	7	9	4	28	1,44	35,8x47,6"	40	1175,2	57,60
23,6x47,2"	WALL, FLOOR, FACADE CLADDING	V1	MATT LAP Mohs: 5	14,4	9	2	28,8	1,44	35,8x47,6"	35	1063,2	50,40

## MAVI BLUE

TILE						BOX			PALLET			
SIZE	AREAS OF USE	VISION DEGREE	SURFACE	WEIGHT kg	TICKNESS mm	PIECES (pcs/box)	WEIGHT (kg/box)	QUANTITY (sqm/box)	SIZE	BOXES (boxes/plt)	GROSS WEIGHT (kg/plt)	QUANTITY (sqm/plt)
23,6x23,6"	WALL, FLOOR, FACADE CLADDING	V2	MATT	7,2	8,5	4	28,8	1,44	31,5x47,2"	32	943,9	46,08
23,6x23,6"	WALL, FLOOR, FACADE CLADDING	V2	MATT	16,4	20	2	32,8	0,72	31,5x47,2"	32	1071,9	23,04

## MELLOW GOLD

TILE						BOX			PALLET			
SIZE	AREAS OF USE	VISION DEGREE	SURFACE	WEIGHT kg	TICKNESS mm	PIECES (pcs/box)	WEIGHT (kg/box)	QUANTITY (sqm/box)	SIZE	BOXES (boxes/plt)	GROSS WEIGHT (kg/plt)	QUANTITY (sqm/plt)
23,6x47,2"	WALL, FLOOR, FACADE CLADDING	V3	F. LAP Mohs: 5	14,4	9	2	28,8	1,44	35,8x47,6"	35	1063,2	50,40

## MISTY

TILE						BOX			PALLET			
SIZE	AREAS OF USE	VISION DEGREE	SURFACE	WEIGHT kg	TICKNESS mm	PIECES (pcs/box)	WEIGHT (kg/box)	QUANTITY (sqm/box)	SIZE	BOXES (boxes/plt)	GROSS WEIGHT (kg/plt)	QUANTITY (sqm/plt)
11,8x47,2"	WALL, FLOOR, FACADE CLADDING	V3	F. LAP Mohs: 5	7	9	4	28	1,44	35,8x47,6"	40	1175,2	57,60
23,6x47,2"	WALL, FLOOR, FACADE CLADDING	V3	F. LAP Mohs: 5	14,4	9	2	28,8	1,44	35,8x47,6"	35	1063,2	50,40

## MOOD

TILE						BOX			PALLET			
SIZE	AREAS OF USE	VISION DEGREE	SURFACE	WEIGHT kg	TICKNESS mm	PIECES (pcs/box)	WEIGHT (kg/box)	QUANTITY (sqm/box)	SIZE	BOXES (boxes/plt)	GROSS WEIGHT (kg/plt)	QUANTITY (sqm/plt)
11,8x23,6"	WALL, FLOOR, FACADE CLADDING	V3	F. LAP Mohs: 5	3,5	8,5	8	28	1,44	31,5x46"	32	913,4	46,08
23,6x23,6"	WALL, FLOOR, FACADE CLADDING	V3	F. LAP Mohs: 5	7,2	8,5	4	28,8	1,44	31,5x47,2"	32	943,9	46,08
11,8x47,2"	WALL, FLOOR, FACADE CLADDING	V3	F. LAP Mohs: 5	7	9	4	28	1,44	35,8x47,6"	40	1175,2	57,60
23,6x47,2"	WALL, FLOOR, FACADE CLADDING	V3	F. LAP Mohs: 5	14,4	9	2	28,8	1,44	35,8x47,6"	35	1063,2	50,40
39,3x39,3"	WALL, FLOOR, FACADE CLADDING	V3	F. LAP Mohs: 5	24	10	2	48	2	40,5x40,5"	24	1175	48,00

## OLDWOOD

TILE						BOX			PALLET			
SIZE	AREAS OF USE	VISION DEGREE	SURFACE	WEIGHT kg	TICKNESS mm	PIECES (pcs/box)	WEIGHT (kg/box)	QUANTITY (sqm/box)	SIZE	BOXES (boxes/plt)	GROSS WEIGHT (kg/plt)	QUANTITY (sqm/plt)
5,5x47,2"	WALL, FLOOR, FACADE CLADDING	V3	MATT	3,5	9	8	28	1,344	35,8x47,6"	40	1175,2	53,76
11,8x47,2"	WALL, FLOOR, FACADE CLADDING	V3	MATT	7	9	4	28	1,44	35,8x47,6"	40	1175,2	57,60

## OMNIA

TILE						BOX			PALLET			
SIZE	AREAS OF USE	VISION DEGREE	SURFACE	WEIGHT kg	TICKNESS mm	PIECES (pcs/box)	WEIGHT (kg/box)	QUANTITY (sqm/box)	SIZE	BOXES (boxes/plt)	GROSS WEIGHT (kg/plt)	QUANTITY (sqm/plt)
11,8x23,6"	WALL, FLOOR, FACADE CLADDING	V3	F. LAP Mohs: 5	3,5	8,5	8	28	1,44	31,5x46"	32	913,4	46,08
23,6x23,6"	WALL, FLOOR, FACADE CLADDING	V3	F. LAP Mohs: 5	7,2	8,5	4	28,8	1,44	31,5x47,2"	32	943,9	46,08
11,8x47,2"	WALL, FLOOR, FACADE CLADDING	V3	F. LAP Mohs: 5	7	9	4	28	1,44	35,8x47,6"	40	1175,2	57,60
23,6x47,2"	WALL, FLOOR, FACADE CLADDING	V3	F. LAP Mohs: 5	14,4	9	2	28,8	1,44	35,8x47,6"	35	1063,2	50,40

## PALLISANDRO

TILE						BOX			PALLET			
SIZE	AREAS OF USE	VISION DEGREE	SURFACE	WEIGHT kg	TICKNESS mm	PIECES (pcs/box)	WEIGHT (kg/box)	QUANTITY (sqm/box)	SIZE	BOXES (boxes/plt)	GROSS WEIGHT (kg/plt)	QUANTITY (sqm/plt)
23,6x47,2"	WALL, FLOOR, FACADE CLADDING	V3	F. LAP Mohs: 5	14,4	9	2	28,8	1,44	35,8x47,6"	35	1063,2	50,40
47,2x47,2"	WALL, FLOOR, FACADE CLADDING	V3	F. LAP Mohs: 5	36	10	2	72	2,88	48,4x48,4"	14	1050	40,32

## PANDA

TILE						BOX			PALLET			
SIZE	AREAS OF USE	VISION DEGREE	SURFACE	WEIGHT kg	TICKNESS mm	PIECES (pcs/box)	WEIGHT (kg/box)	QUANTITY (sqm/box)	SIZE	BOXES (boxes/plt)	GROSS WEIGHT (kg/plt)	QUANTITY (sqm/plt)
11,8x47,2"	WALL, FLOOR, FACADE CLADDING	V3	F. LAP Mohs: 5	7	9	4	28	1,44	35,8x47,6"	40	1175,2	57,60
23,6x47,2"	WALL, FLOOR, FACADE CLADDING	V3	F. LAP Mohs: 5	14,4	9	2	28,8	1,44	35,8x47,6"	35	1063,2	50,40

## PAONAZZO

TILE						BOX			PALLET			
SIZE	AREAS OF USE	VISION DEGREE	SURFACE	WEIGHT kg	TICKNESS mm	PIECES (pcs/box)	WEIGHT (kg/box)	QUANTITY (sqm/box)	SIZE	BOXES (boxes/plt)	GROSS WEIGHT (kg/plt)	QUANTITY (sqm/plt)
11,8x47,2"	WALL, FLOOR, FACADE CLADDING	V3	F. LAP Mohs: 5	7	9	4	28	1,44	35,8x47,6"	40	1175,2	57,60
23,6x47,2"	WALL, FLOOR, FACADE CLADDING	V3	F. LAP Mohs: 5	14,4	9	2	28,8	1,44	35,8x47,6"	35	1063,2	50,40
47,2x47,2"	WALL, FLOOR, FACADE CLADDING	V3	F. LAP Mohs: 5	36	10	2	72	2,88	48,4x48,4"	14	1050	40,32

## PEARL

TILE						BOX			PALLET			
SIZE	AREAS OF USE	VISION DEGREE	SURFACE	WEIGHT kg	TICKNESS mm	PIECES (pcs/box)	WEIGHT (kg/box)	QUANTITY (sqm/box)	SIZE	BOXES (boxes/plt)	GROSS WEIGHT (kg/plt)	QUANTITY (sqm/plt)
11,8x23,6"	WALL, FLOOR, FACADE CLADDING	V2	F. LAP Mohs: 5	3,5	8,5	8	28	1,44	31,5x46"	32	913,4	46,08
23,6x23,6"	WALL, FLOOR, FACADE CLADDING	V2	F. LAP Mohs: 5	7,2	8,5	4	28,8	1,44	31,5x47,2"	32	943,9	46,08
11,8x47,2"	WALL, FLOOR, FACADE CLADDING	V2	F. LAP Mohs: 5	7	9	4	28	1,44	35,8x47,6"	40	1175,2	57,60
23,6x47,2"	WALL, FLOOR, FACADE CLADDING	V2	F. LAP Mohs: 5	14,4	9	2	28,8	1,44	35,8x47,6"	35	1063,2	50,40

## PIZARRA

TILE						BOX			PALLET			
SIZE	AREAS OF USE	VISION DEGREE	SURFACE	WEIGHT kg	TICKNESS mm	PIECES (pcs/box)	WEIGHT (kg/box)	QUANTITY (sqm/box)	SIZE	BOXES (boxes/plt)	GROSS WEIGHT (kg/plt)	QUANTITY (sqm/plt)
11,8x47,2"	WALL, FLOOR, FACADE CLADDING	V3	F. LAP Mohs: 5	7	9	4	28	1,44	35,8x47,6"	40	1175,2	57,60
23,6x47,2"	WALL, FLOOR, FACADE CLADDING	V3	F. LAP Mohs: 5	14,4	9	2	28,8	1,44	35,8x47,6"	35	1063,2	50,40

## PLATO

TILE						BOX			PALLET			
SIZE	AREAS OF USE	VISION DEGREE	SURFACE	WEIGHT kg	TICKNESS mm	PIECES (pcs/box)	WEIGHT (kg/box)	QUANTITY (sqm/box)	SIZE	BOXES (boxes/plt)	GROSS WEIGHT (kg/plt)	QUANTITY (sqm/plt)
23,6x35,4"	WALL, FLOOR, FACADE CLADDING	V2	MATT	25	20	2	50	1,08	35,8x47,6"	24	1223,8	25,92

## PULPIS

TILE						BOX			PALLET			
SIZE	AREAS OF USE	VISION DEGREE	SURFACE	WEIGHT kg	TICKNESS mm	PIECES (pcs/box)	WEIGHT (kg/box)	QUANTITY (sqm/box)	SIZE	BOXES (boxes/plt)	GROSS WEIGHT (kg/plt)	QUANTITY (sqm/plt)
11,8x23,6"	WALL, FLOOR, FACADE CLADDING	V3	F. LAP Mohs: 5	3,5	8,5	8	28	1,44	31,5x46"	32	913,4	46,08
23,6x23,6"	WALL, FLOOR, FACADE CLADDING	V3	F. LAP Mohs: 5	7,2	8,5	4	28,8	1,44	31,5x47,2"	32	943,9	46,08
11,8x47,2"	WALL, FLOOR, FACADE CLADDING	V3	F. LAP Mohs: 5	7	9	4	28	1,44	35,8x47,6"	40	1175,2	57,60
23,6x47,2"	WALL, FLOOR, FACADE CLADDING	V3	F. LAP Mohs: 5 MATT	14,4	9	2	28,8	1,44	35,8x47,6"	35	1063,2	50,40
39,3x39,3"	WALL, FLOOR, FACADE CLADDING	V3	F. LAP Mohs: 5	24	10	2	48	2	40,5x40,5"	24	1175	48,00

## RAMO MISTO

TILE						BOX			PALLET			
SIZE	AREAS OF USE	VISION DEGREE	SURFACE	WEIGHT kg	TICKNESS mm	PIECES (pcs/box)	WEIGHT (kg/box)	QUANTITY (sqm/box)	SIZE	BOXES (boxes/plt)	GROSS WEIGHT (kg/plt)	QUANTITY (sqm/plt)
11,8x23,6"	WALL, FLOOR, FACADE CLADDING	V3	F. LAP Mohs: 5	3,5	8,5	8	28	1,44	31,5x46"	32	913,4	46,08
23,6x23,6"	WALL, FLOOR, FACADE CLADDING	V3	F. LAP Mohs: 5	7,2	8,5	4	28,8	1,44	31,5x47,2"	32	943,9	46,08
11,8x47,2"	WALL, FLOOR, FACADE CLADDING	V3	F. LAP Mohs: 5	7	9	4	28	1,44	35,8x47,6"	40	1175,2	57,60
23,6x47,2"	WALL, FLOOR, FACADE CLADDING	V3	F. LAP Mohs: 5	14,4	9	2	28,8	1,44	35,8x47,6"	35	1063,2	50,40



## RASA

TILE						BOX			PALLET			
SIZE	AREAS OF USE	VISION DEGREE	SURFACE	WEIGHT kg	TICKNESS mm	PIECES (pcs/box)	WEIGHT (kg/box)	QUANTITY (sqm/box)	SIZE	BOXES (boxes/plt)	GROSS WEIGHT (kg/plt)	QUANTITY (sqm/plt)
23,6x23,6"	WALL, FLOOR, FACADE CLADDING	V3	MATT	16,4	20	2	32,8	0,72	31,5x47,2"	32	1071,9	23,04
23,6x35,4"	WALL, FLOOR, FACADE CLADDING	V3	MATT	25	20	2	50	1,08	35,8x47,6"	24	1223,8	25,92

## ROZETTA

TILE						BOX			PALLET			
SIZE	AREAS OF USE	VISION DEGREE	SURFACE	WEIGHT kg	TICKNESS mm	PIECES (pcs/box)	WEIGHT (kg/box)	QUANTITY (sqm/box)	SIZE	BOXES (boxes/plt)	GROSS WEIGHT (kg/plt)	QUANTITY (sqm/plt)
11,8x47,2"	WALL, FLOOR, FACADE CLADDING	V3	F. LAP Mohs: 5	7	9	4	28	1,44	35,8x47,6"	40	1175,2	57,60
23,6x47,2"	WALL, FLOOR, FACADE CLADDING	V3	F. LAP Mohs: 5	14,4	9	2	28,8	1,44	35,8x47,6"	35	1063,2	50,40

## SILVER BEACH

TILE						BOX			PALLET			
SIZE	AREAS OF USE	VISION DEGREE	SURFACE	WEIGHT kg	TICKNESS mm	PIECES (pcs/box)	WEIGHT (kg/box)	QUANTITY (sqm/box)	SIZE	BOXES (boxes/plt)	GROSS WEIGHT (kg/plt)	QUANTITY (sqm/plt)
23,6x23,6"	WALL, FLOOR, FACADE CLADDING	V2	MATT	16,4	20	2	32,8	0,72	31,5x47,2"	32	1071,9	23,04

## SOMBRA

TILE						BOX			PALLET			
SIZE	AREAS OF USE	VISION DEGREE	SURFACE	WEIGHT kg	TICKNESS mm	PIECES (pcs/box)	WEIGHT (kg/box)	QUANTITY (sqm/box)	SIZE	BOXES (boxes/plt)	GROSS WEIGHT (kg/plt)	QUANTITY (sqm/plt)
11,8x47,2"	WALL, FLOOR, FACADE CLADDING	V2	F. LAP Mohs: 5	7	9	4	28	1,44	35,8x47,6"	40	1175,2	57,60
23,6x47,2"	WALL, FLOOR, FACADE CLADDING	V2	F. LAP Mohs: 5	14,4	9	2	28,8	1,44	35,8x47,6"	35	1063,2	50,40

## SPACE

TILE						BOX			PALLET			
SIZE	AREAS OF USE	VISION DEGREE	SURFACE	WEIGHT kg	TICKNESS mm	PIECES (pcs/box)	WEIGHT (kg/box)	QUANTITY (sqm/box)	SIZE	BOXES (boxes/plt)	GROSS WEIGHT (kg/plt)	QUANTITY (sqm/plt)
11,8x47,2"	WALL, FLOOR, FACADE CLADDING	V3	F. LAP Mohs: 5	7	9	4	28	1,44	35,8x47,6"	40	1175,2	57,60
23,6x47,2"	WALL, FLOOR, FACADE CLADDING	V3	F. LAP Mohs: 5	14,4	9	2	28,8	1,44	35,8x47,6"	35	1063,2	50,40

## SPRING

TILE						BOX			PALLET			
SIZE	AREAS OF USE	VISION DEGREE	SURFACE	WEIGHT kg	TICKNESS mm	PIECES (pcs/box)	WEIGHT (kg/box)	QUANTITY (sqm/box)	SIZE	BOXES (boxes/plt)	GROSS WEIGHT (kg/plt)	QUANTITY (sqm/plt)
11,8x47,2"	WALL, FLOOR, FACADE CLADDING	V3	F. LAP Mohs: 5	7	9	4	28	1,44	35,8x47,6"	40	1175,2	57,60
23,6x47,2"	WALL, FLOOR, FACADE CLADDING	V3	F. LAP Mohs: 5	14,4	9	2	28,8	1,44	35,8x47,6"	35	1063,2	50,40

## STARK

TILE						BOX			PALLET			
SIZE	AREAS OF USE	VISION DEGREE	SURFACE	WEIGHT kg	TICKNESS mm	PIECES (pcs/box)	WEIGHT (kg/box)	QUANTITY (sqm/box)	SIZE	BOXES (boxes/plt)	GROSS WEIGHT (kg/plt)	QUANTITY (sqm/plt)
11,8x23,6"	WALL, FLOOR, FACADE CLADDING	V3	MATT	3,5	8,5	8	28	1,44	31,5x46"	32	913,4	46,08
23,6x23,6"	WALL, FLOOR, FACADE CLADDING	V3	MATT	7,2	8,5	4	28,8	1,44	31,5x47,2"	32	943,9	46,08
23,6x47,2"	WALL, FLOOR, FACADE CLADDING	V3	MATT	14,4	9	2	28,8	1,44	35,8x47,6"	35	1063,2	50,40
11,8x23,6"	WALL, FLOOR, FACADE CLADDING	V3	MATT	8	20	4	32	0,72	31,5x47,2"	32	1046,3	23,04
23,6x23,6"	WALL, FLOOR, FACADE CLADDING	V3	MATT	16,4	20	2	32,8	0,72	31,5x47,2"	32	1071,9	23,04

## STATUARIO

TILE						BOX			PALLET			
SIZE	AREAS OF USE	VISION DEGREE	SURFACE	WEIGHT kg	TICKNESS mm	PIECES (pcs/box)	WEIGHT (kg/box)	QUANTITY (sqm/box)	SIZE	BOXES (boxes/plt)	GROSS WEIGHT (kg/plt)	QUANTITY (sqm/plt)
23,6x23,6"	WALL, FLOOR, FACADE CLADDING	V3	F. LAP Mohs: 5	7,2	8,5	4	28,8	1,44	31,5x47,2"	32	943,9	46,08
11,8x47,2"	WALL, FLOOR, FACADE CLADDING	V3	F. LAP Mohs: 5	7	9	4	28	1,44	35,8x47,6"	40	1175,2	57,60
23,6x47,2"	WALL, FLOOR, FACADE CLADDING	V3	F. LAP Mohs: 5	14,4	9	2	28,8	1,44	35,8x47,6"	35	1063,2	50,40
39,3x39,3"	WALL, FLOOR, FACADE CLADDING	V3	F. LAP Mohs: 5	24	10	2	48	2	40,5x40,5"	24	1175	48,00

## STREET

TILE						BOX			PALLET			
SIZE	AREAS OF USE	VISION DEGREE	SURFACE	WEIGHT kg	TICKNESS mm	PIECES (pcs/box)	WEIGHT (kg/box)	QUANTITY (sqm/box)	SIZE	BOXES (boxes/plt)	GROSS WEIGHT (kg/plt)	QUANTITY (sqm/plt)
23,6x23,6"	WALL, FLOOR, FACADE CLADDING	V2	MATT	16,4	20	2	32,8	0,72	31,5x47,2"	32	1071,9	23,04
23,6x35,4"	WALL, FLOOR, FACADE CLADDING	V2	MATT	25	20	2	50	1,08	35,8x47,6"	24	1223,8	25,92

## SUN ONYX

TILE						BOX			PALLET			
SIZE	AREAS OF USE	VISION DEGREE	SURFACE	WEIGHT kg	TICKNESS mm	PIECES (pcs/box)	WEIGHT (kg/box)	QUANTITY (sqm/box)	SIZE	BOXES (boxes/plt)	GROSS WEIGHT (kg/plt)	QUANTITY (sqm/plt)
11,8x47,2"	WALL, FLOOR, FACADE CLADDING	V3	F. LAP Mohs: 5	7	9	4	28	1,44	35,8x47,6"	40	1175,2	57,60
23,6x47,2"	WALL, FLOOR, FACADE CLADDING	V3	F. LAP Mohs: 5	14,4	9	2	28,8	1,44	35,8x47,6"	35	1063,2	50,40

## TERRAZZO

TILE						BOX			PALLET			
SIZE	AREAS OF USE	VISION DEGREE	SURFACE	WEIGHT kg	TICKNESS mm	PIECES (pcs/box)	WEIGHT (kg/box)	QUANTITY (sqm/box)	SIZE	BOXES (boxes/plt)	GROSS WEIGHT (kg/plt)	QUANTITY (sqm/plt)
23,6x23,6"	WALL, FLOOR, FACADE CLADDING	V2	MATT	7,2	8,5	4	28,8	1,44	31,5x47,2"	32	943,9	46,08
23,6x47,2"	WALL, FLOOR, FACADE CLADDING	V2	MATT	14,4	9	2	28,8	1,44	35,8x47,6"	35	1063,2	50,40
23,6x23,6"	WALL, FLOOR, FACADE CLADDING	V2	MATT	16,4	20	2	32,8	0,72	31,5x47,2"	32	1071,9	23,04

## TIBERWOOD

TILE						BOX			PALLET			
SIZE	AREAS OF USE	VISION DEGREE	SURFACE	WEIGHT kg	TICKNESS mm	PIECES (pcs/box)	WEIGHT (kg/box)	QUANTITY (sqm/box)	SIZE	BOXES (boxes/plt)	GROSS WEIGHT (kg/plt)	QUANTITY (sqm/plt)
5,5x47,2"	WALL, FLOOR, FACADE CLADDING	V3	MATT	3,5	9	8	28	1,344	35,8x47,6"	40	1175,2	53,76
11,8x47,2"	WALL, FLOOR, FACADE CLADDING	V3	MATT	7	9	4	28	1,44	35,8x47,6"	40	1175,2	57,60
11,8x47,2"	WALL, FLOOR, FACADE CLADDING	V3	MATT	16	20	2	32	0,72	31,5x47,6"	32	1075,9	23,04
23,6x47,2"	WALL, FLOOR, FACADE CLADDING	V3	MATT	32,5	20	2	65	1,44	31,5x47,6"	16	1091,9	23,04

## TOKYO

TILE						BOX			PALLET			
SIZE	AREAS OF USE	VISION DEGREE	SURFACE	WEIGHT kg	TICKNESS mm	PIECES (pcs/box)	WEIGHT (kg/box)	QUANTITY (sqm/box)	SIZE	BOXES (boxes/plt)	GROSS WEIGHT (kg/plt)	QUANTITY (sqm/plt)
11,8x47,2"	WALL, FLOOR, FACADE CLADDING	V2	MATT LAP Mohs: 5	7	9	4	28	1,44	35,8x47,6"	40	1175,2	57,60
23,6x47,2"	WALL, FLOOR, FACADE CLADDING	V2	MATT LAP Mohs: 5	14,4	9	2	28,8	1,44	35,8x47,6"	35	1063,2	50,40

## TRAVERTINE

TILE						BOX			PALLET			
SIZE	AREAS OF USE	VISION DEGREE	SURFACE	WEIGHT kg	TICKNESS mm	PIECES (pcs/box)	WEIGHT (kg/box)	QUANTITY (sqm/box)	SIZE	BOXES (boxes/plt)	GROSS WEIGHT (kg/plt)	QUANTITY (sqm/plt)
23,6x23,6"	WALL, FLOOR, FACADE CLADDING	V2	MATT	7,2	8,5	4	28,8	1,44	31,5x47,2"	32	943,9	46,08
23,6x23,6"	WALL, FLOOR, FACADE CLADDING	V3	MATT	16,4	20	2	32,8	0,72	31,5x47,2"	32	1071,9	23,04
17,71x35,43"	WALL, FLOOR, FACADE CLADDING	V2	MATT	18,16	20	2	36,32	0,81	37,4x23,8"	26	950	21,06

## TROPE

TILE						BOX			PALLET			
SIZE	AREAS OF USE	VISION DEGREE	SURFACE	WEIGHT kg	TICKNESS mm	PIECES (pcs/box)	WEIGHT (kg/box)	QUANTITY (sqm/box)	SIZE	BOXES (boxes/plt)	GROSS WEIGHT (kg/plt)	QUANTITY (sqm/plt)
11,8x23,6"	WALL, FLOOR, FACADE CLADDING	V3	F. LAP Mohs: 5	3,5	8,5	8	28	1,44	31,5x46"	32	913,4	46,08
23,6x23,6"	WALL, FLOOR, FACADE CLADDING	V3	F. LAP Mohs: 5	7,2	8,5	4	28,8	1,44	31,5x47,2"	32	943,9	46,08
11,8x47,2"	WALL, FLOOR, FACADE CLADDING	V3	F. LAP Mohs: 5	7	9	4	28	1,44	35,8x47,6"	40	1175,2	57,60
23,6x47,2"	WALL, FLOOR, FACADE CLADDING	V3	F. LAP Mohs: 5	14,4	9	2	28,8	1,44	35,8x47,6"	35	1063,2	50,40

## VENUS

TILE						BOX			PALLET			
SIZE	AREAS OF USE	VISION DEGREE	SURFACE	WEIGHT kg	TICKNESS mm	PIECES (pcs/box)	WEIGHT (kg/box)	QUANTITY (sqm/box)	SIZE	BOXES (boxes/plt)	GROSS WEIGHT (kg/plt)	QUANTITY (sqm/plt)
11,8x47,2"	WALL, FLOOR, FACADE CLADDING	V3	F. LAP Mohs: 5	7	9	4	28	1,44	35,8x47,6"	40	1175,2	57,60
23,6x47,2"	WALL, FLOOR, FACADE CLADDING	V3	F. LAP Mohs: 5	14,4	9	2	28,8	1,44	35,8x47,6"	35	1063,2	50,40

## CERTIFICATIONS

### TSE DOUBLE STAR

TSI CERTIFICATE OF CONFORMITY TO DOUBLE STAR CRITERIA



### EN 14411 ANNEX G GROUP BIa

TURKISH STANDARD FOR CERAMIC TILES




### ISO 9001

CERTIFICATE OF QUALITY MANAGEMENT SYSTEMS



### OHSAS 18001

CERTIFICATE OF OCCUPATIONAL HEALTH AND SAFETY MANAGEMENT SYSTEMS



### ISO 14001

CERTIFICATE OF ENVIRONMENTAL MANAGEMENT SYSTEMS



### CE

DECLARATION OF PERFORMANCE



## SYMBOLS

v1	POLISHED	WHITE BODY	FROST RESISTANCE
v2	MATT	RECTIFIED	INKJET
v3	COLOUR BODY	LAPPATO	WALL & FLOOR
	FULL BODY	FULL LAPPATO	SUGAR EFFECT
	8,5mm THICKNESS	9mm THICKNESS	10mm THICKNESS
			20mm THICKNESS




















BEFORE LAYING ON THE TILES:

WHEN ORDERING CERAMIC TILES SPECIFY THE AREAS OF USE.




















BEFORE TILE SETTING, VERIFY THE TONALITY NUMBERS, AFTER TILE SETTING. CLAIMS REGARDING THESE INDICATIONS CANNOT BE ACCEPTED.

THE RIGHT TO CHANGE THE PRODUCTS AND TECHNICAL SPECIFICATIONS IS RESERVED BY QUA GRANITE. JANUARY 2019

## GLAZED PORCELAIN TILE TECHNICAL PROPERTY ACCEPTANCES

PROPERTY	QUA STANDARTS	TSE EN 14411 Annex-G Grup Bla (Eb ≤ % 0,5)	TEST METHOD
 LENGTH AND WIDTH	±%0,2	±%0,6	TE EN ISO 10545/2
 THICKNESS	±%5,0	±%5,0	TE EN ISO 10545/2
 SIDE STRAIGHTNESS	±%0,2	±%0,5	TE EN ISO 10545/2
 RECTANGULARITY	±%0,2	±%0,5	TE EN ISO 10545/2
 CENTER CURVATURE	±%0,2	±%0,5	TE EN ISO 10545/2
 EDGE CURVATURE	±%0,2	±%0,5	TE EN ISO 10545/2
 WARPAGE	±%0,2	±%0,5	TE EN ISO 10545/2
 SURFACE QUALITY	max. %5 Defective	max. %5 Defective	TE EN ISO 10545/2
 WATER ABSORPTION	Max. %0,1	Max. %0,5	TE EN ISO 10545/3
 MODULUS OF RUPTURE	Min. 51 N/mm <sup>2</sup>	Min. 35 N/mm <sup>2</sup>	TE EN ISO 10545/4
 IMPACT RESISTANCE	Resistant	Resistant	TE EN ISO 10545/5
 SURFACE ABRASION CLASS	As Declared	As Declared	TE EN ISO 10545/7
 LINEER THERMAL EXPANSION COEFFICIENT	max. 9X10 <sup>-6</sup> K <sup>-1</sup>	As Declared	TE EN ISO 10545/8
 THERMAL SHOCK	Resistant	Resistant	TE EN ISO 10545/9
 CRACKING RESISTANCE	Resistant	Resistant	TE EN ISO 10545/11
 FROST RESISTANCE	Resistant	Resistant	TE EN ISO 10545/12
 RESISTANCE TO STAINING	Min. Class 3	Min. Class 3	TE EN ISO 10545/14
 RESISTANCE TO ACIDS / ALCALIDS	Min. Class GLB - GHB	Min. Class GLB - GHB	TE EN ISO 10545/13
 RESISTANCE TO HOUSEHOLD CHEM.	Min. Class GB	Min. Class GB	TE EN ISO 10545/13

## UNGLAZED PORCELAIN TILE TECHNICAL PROPERTY ACCEPTANCES

PROPERTY	QUA STANDARTS	TSE EN 14411 Annex-G Grup Bla (Eb ≤ % 0,5)	TEST METHOD
 LENGTH AND WIDTH	±%0,2	±%0,6	TE EN ISO 10545/2
 THICKNESS	±%5,0	±%5,0	TE EN ISO 10545/2
 SIDE STRAIGHTNESS	±%0,2	±%0,5	TE EN ISO 10545/2
 RECTANGULARITY	±%0,2	±%0,5	TE EN ISO 10545/2
 CENTER CURVATURE	±%0,2	±%0,5	TE EN ISO 10545/2
 EDGE CURVATURE	±%0,2	±%0,5	TE EN ISO 10545/2
 WARPAGE	±%0,2	±%0,5	TE EN ISO 10545/2
 SURFACE QUALITY	max.%5 Defective	max. %5 Defective	TE EN ISO 10545/2
 WATER ABSORPTION	Max. %0,1	Max. %0,5	TE EN ISO 10545/3
 MODULUS OF RUPTURE	Min. 51 N/mm <sup>2</sup>	Min. 35 N/mm <sup>2</sup>	TE EN ISO 10545/4
 IMPACT RESISTANCE	Resistant	Resistant	TE EN ISO 10545/5
 SURFACE ABRASION CLASS	Max. 175 mm <sup>3</sup>	Max. 175 mm <sup>3</sup>	TE EN ISO 10545/6
 LINEER THERMAL EXPANSION COEFFICIENT	max. 9X10 <sup>-6</sup> K <sup>-1</sup>	As Declared	TE EN ISO 10545/8
 THERMAL SHOCK	Resistant	Resistant	TE EN ISO 10545/9
 CRACKING RESISTANCE	Resistant	Resistant	TE EN ISO 10545/11
 FROST RESISTANCE	Resistant	Resistant	TE EN ISO 10545/12
 RESISTANCE TO STAINING	Min. Class 3	Min. Class 3	TE EN ISO 10545/14
 RESISTANCE TO ACIDS / ALCALIDS	Min. Class UGLB - UGHB	Min. Class UGLB - UGHB	TE EN ISO 10545/13
 RESISTANCE TO HOUSEHOLD CHEM.	Min. Class UGB	Min. Class UGB	TE EN ISO 10545/13

## PORCELAIN TILE SURFACE SLIP RESISTANCE AND SUITABLE USING AREAS

### ANTI-SLIP PROPERTIES ACCORDING TO DIN 51130, DIN 51097

AT THE MOMENT THERE IS NO EUROPEAN NORM THAT DETERMINES THE DEMANDS FOR SLIP RESISTANCE. BUT AS IN EVERYDAY USE, WHEN THE SLIP RESISTANCE IS VERY IMPORTANT, THE CURRENT GERMAN STANDARDS ARE USED FOR CLASSIFICATION.

THE SLIP RESISTANCE IS INFLUENCED BY MAINTENANCE AND WEAR.

THESE TWO STANDARDS DISTINGUISH BETWEEN THE SLIPPERINESS OF FLOOR SURFACES IN AREAS

- DIN 51130 WHERE PEOPLE WALK WITH THEIR SHOES ON (R9-R13) AND
- DIN 51097 WITH BARE FEET (A, B, C)

THE R LEVEL INDICATES THE ANGLE OF SLIPPAGE.

---

**THE MEASUREMENT METHOD SPECIFIED IN DIN 51130** DISTINGUISHES AMONG THE FOLLOWING **R SLIPPERINESS CLASSES** AND PROVIDES INDICATIONS AS TO WHERE THEY MAY BE USED:

<b>R9 (6° - 10°)</b>	ENTRANCES AND STAIRWAYS ACCESSED FROM OUTSIDE, RESTAURANTS, SHOPS, CLINICS, HOSPITALS, SCHOOLS.
<b>R10 (10° - 19°)</b>	SHARED TOILETS AND SHOWERS, SMALL KITCHENS IN RESTAURANTS AND CAFES, GARAGES AND BASEMENTS.
<b>R11 (19° - 27°)</b>	FOOD PRODUCTION FACILITIES; MID-SIZED KITCHENS IN RESTAURANTS AND CAFÉS, WORKING ENVIRONMENTS WHERE THERE IS A LOT OF WATER AND SLUDGE, LABORATORIES, LAUNDRIES, HANGARS.
<b>R12 (27° - 35°)</b>	PRODUCTION FACILITIES FOR FOODS RICH IN FATS SUCH AS DAIRY PRODUCTS, FOOD OILS, CURED MEATS, LARGE KITCHENS IN RESTAURANTS AND CAFÉS, INDUSTRIAL AREAS WHERE SLIPPER SUBSTANCES ARE USED.
<b>R13 (→ 35°)</b>	PLACES WHERE LARGE QUANTITIES OF FATS ARE USED, FOOD PROCESSING AREAS.

---

**THE MEASUREMENT METHOD SPECIFIED IN DIN 51097** DEFINES THE SLIP RESISTANCE FOR AREAS WHERE PEOPLE WALK WITH BARE FEET AND RESULT IS DIVIDED INTO CATEGORIES A, B AND C.

**A** - DRY AREAS WHERE PEOPLE WALK BAREFOOT AND CHANGING ROOMS.

**B** - SHOWERS, BATHROOMS, AREAS SURROUND SWIMMING POOLS, CHILDREN'S SWIMMING POOL AND BOTTOM OF SHALLOW POOLS.

**C** - CROSSING AREAS IN SWIMMING POOL, TILTED EDGES OF SWIMMING



